



FLORIDA OFFICE OF BROADBAND
BROADBAND OPPORTUNITY PROGRAM
ANNUAL REPORT
REVIEW YEAR 2023



Contents

EXECUTIVE SUMMARY	3
BACKGROUND	4
SECTION I. Office Overview and Statutory Initiatives.....	5
Section I. A. Local Technology Planning Teams.....	6
Section I. B. Mapping of Broadband Internet Service.....	6
Section I. C. The Florida Strategic Plan for Broadband.....	7
Section I. D. Expanding the Capacity of the Office of Broadband.....	8
SECTION II. Broadband Opportunity Program	8
Section II. A. Broadband Opportunity Program Overview.....	8
Section II. B. Rule 73C-50, Florida Administrative Code.....	9
Section II. C. Outreach and Technical Assistance	9
Section II. D. The Application Challenge Process.....	9
SECTION III. Other Grant Funding Programs	11
Section III. A. Capital Projects Fund, Broadband Infrastructure Program.....	11
Section III. B. Capital Projects Fund, Multi-Purpose Community Facility Projects	11
Section III. C. Capital Projects Fund, Digital Connectivity Program	11
Section III. D. Broadband Equity, Access, and Deployment (BEAD).....	11
SECTION IV. Broadband Development Grant Applications Received	12
Section IV. A. By the Numbers	12
SECTION V. Conclusion	13
SECTION VI. Appendix.....	13
Table 1 Broadband Opportunity Program Cycle 1 Summary.....	13
Table 2 List of Challenges, Broadband Opportunity Program Cycle 1.....	22
Table 3 Application Grant Request Summary, Broadband Opportunity Program Cycle 2 Application Summary	26
Table 4 Challenge Summary, Broadband Opportunity Grant Program, Cycle 2.....	30
Table 5 Application Grant Request Summary, Capital Projects Fund, Broadband Infrastructure Program.....	34
Figure 1 Amount of Funding in RAO vs. Non-RAO Communities, BOP Cycle 1 Awards	36
Figure 2 Total Project Costs by Applicant, BOP Cycle 1 Awards	36
Figure 3 Requested State Funds vs. Private Leverage, BOP Cycle 1 Awards.....	37
Figure 4 Number of Applications Submitted per Applicant, BOP Cycle 1 Awards	37

Figure 5 Amount of Funding in RAO vs. Non-RAO Communities, BOP Cycle 2 38

Figure 6 Total Project Costs by Applicant, BOP Cycle 2 38

Figure 7 Requested State Funds vs. Private Leverage, BOP Cycle 2 39

Figure 8 Number of Applications Submitted per Applicant, BOP Cycle 2 39

EXECUTIVE SUMMARY

The Florida Department of Commerce's (FloridaCommerce's) Office of Broadband (the Office), guided by Governor Ron DeSantis and Secretary of Commerce J. Alex Kelly, is committed to fostering economic growth and resilience within the State of Florida, with a particular focus on its small and rural communities. Recognizing the importance of broadband Internet availability in driving economic development, workforce development, educational opportunities, telehealth access, and overall being a vital component of Florida's infrastructure, the Office of Broadband continues to establish a strong foundation for the implementation and expansion of broadband Internet access throughout Florida.

The Office was established in 2020 within Florida Commerce's Division of Community Development to increase the availability and effectiveness of broadband Internet throughout Florida. Boasting a population of nearly 23 million people spread across a state that is large, geographically rich, and culturally diverse, a commitment to robust community and stakeholder engagement in the process of broadband development and availability has always been a central focus of the Office. Here are the major accomplishments of the Office during 2023:

- During June and July 2023, the Office held six public meetings and three statewide virtual workshops to gather input from Floridians and discuss ways to close the digital divide. In September 2023, the Office hosted the first-ever statewide annual Florida Broadband Summit, bringing together over 300 participants from various sectors to discuss broadband expansion and its impact on the state's economy. Throughout the calendar year, the Office also held both individual meetings and statewide webinars designed to provide education and technical assistance on various broadband programs and topics, with an emphasis on engaging Florida's rural and underserved communities. Also, during grant application cycles special consideration was given to communities recovering from the aftermath of recent hurricanes that have impacted Florida.
- Engaging with the state of Florida's federally recognized tribes – the Seminole Tribe of Florida and the Miccosukee Tribe of Indians of Florida – on broadband development was a top priority in 2023, and included in person meetings with tribe leadership on tribal lands. Additionally, the Office continues to maintain numerous partnerships and initiatives, including working with national organizations like the National Telecommunications and Information Administration (NTIA), collaborating with various State of Florida agencies, engaging with Internet Service Providers (ISPs), and partnering with workforce leaders including local workforce development boards and community colleges.
- FloridaCommerce continued to actively collaborate with Local Technology Planning Teams (LTPTs) statewide, obtaining important feedback about community needs from LTPT members. To assist broadband development stakeholders the Office released numerous maps, including the ConnectedFlorida Map, to provide transparency on awarded broadband projects and to identify remaining unserved or underserved areas, coverage gaps in rural areas, and current Internet download and upload speeds. The

Office diligently pursued the goals and objectives outlined in the Florida Strategic Plan for Broadband and obtained important information from grant applicants on their planned contributions to these objectives.

- The Broadband Opportunity Program (BOP), funded at \$380 million, was established to provide resources for the development of broadband infrastructure in unserved communities. These projects will provide Floridians throughout the state with valuable telehealth, economic, educational, and workforce development opportunities. Over the past year, the Broadband Opportunity Program (BOP) has made a significant contribution toward expanding broadband access across Florida; the program's first grant cycle received 110 applications requesting over \$282.6 million in funding to service 53 counties. Following the challenge process, \$226.6 million was awarded in several rounds of announcements, with the remaining funds allocated for a second grant cycle. Appendix Table 1 provides additional detail regarding the grants awarded during this first cycle, and Table 2 covers the challenge outcomes.
- The second grant cycle of the Broadband Opportunity Program was open from May 10 through July 21, 2023, and during this time 19 ISPs submitted a total of 96 applications. The challenge window for this cycle was from July 26 through September 16, 2023. There were 100 challenges submitted for 34 of the BOP cycle two applications. The cycle two application details are in Appendix Table 3, and the challenge outcomes for cycle two are outlined in Table 4.
- To further support the development of Florida's broadband infrastructure, FloridaCommerce opened the application process for the Capital Projects Fund, Broadband Infrastructure Program (CPF-BIP), making available \$247.8 million in grants for projects throughout the state. Applications were accepted from February 28, 2023, through April 21, 2023. While there was no formal challenge period for CPF-BIP, open comments from the public were accepted and considered during the decision-making process. Out of 170 applications received, 63 were awarded a total of \$247,503,054, with the nominal amount of remaining funds designated to close broadband development gaps in small areas throughout Florida. Table 5 summarizes the application grant information and awards made under the Capital Projects Fund, Broadband Infrastructure Program.

BACKGROUND

In its first two years of existence (2020-2022), the Office began laying the groundwork for broadband Internet expansion in Florida. The Florida Broadband Deployment Act of 2021 ("2021 Act"; Ch. 24, 2021 Fla. Laws, codified at sections 288.9961-288.9963, F.S.) formally established the Office of Broadband (Office) within FloridaCommerce's (formerly the Florida Department of Economic Opportunity) Division of Community Development.

The FloridaCommerce Office of Broadband works with local and state government agencies, community organizations, and private businesses to increase the availability and effectiveness (adoption and use) of broadband Internet throughout the state, specifically in

small and rural communities. Through these partnerships, Florida is working to become a national leader in broadband Internet connectivity, infrastructure, and utilization to enhance workforce opportunities, education availability, and telehealth initiatives. Through these efforts, the Office will continue to contribute to Florida's standing as a premier location for economic development and personal growth, through the multitude of connections and resources made available from access to reliable, high speed broadband Internet.

The Office assists communities with the expansion of broadband services through state initiatives and funding opportunities such as the Broadband Opportunity Program (BOP), and makes available such funding opportunities with the following in mind:

- Keeping with the Governor's priorities to grow the state's workforce, transportation, and housing sectors, which will necessarily involve developing and expanding broadband infrastructure throughout the state, specifically in unserved and underserved communities.
- Ensuring program funding ultimately contributes to providing the end user with access to minimum scalable Internet speeds of 100 Megabits per second (Mbps) download and 10 Mbps upload.
- Connecting unserved and underserved areas and communities with these speeds will be an essential driver for future economic development, workforce growth and stability, healthcare access, and educational opportunities for all residents and businesses in the area.

The Broadband Opportunity Program (BOP) was established to award grants for projects that will contribute to the expansion of broadband Internet service to unserved areas of the state. Specifically, these grants fund the installation or deployment of infrastructure that supports broadband services. In 2022, the Florida Legislature appropriated \$400 million, later reduced to \$380 million [pursuant to Section 233 of Senate Bill 2500 (2023)], in American Rescue Plan Act (ARPA) State and Local Fiscal Recovery Funds (SLFRF) for the Broadband Opportunity Program. Grant awards are capped at five million dollars per project.

Pursuant to section 288.9962(10) F.S., the Office is responsible for submitting an annual report to the Governor, the President of the Senate, and the Speaker of the House of Representatives. This report contains a summary of the Office's overall activity, as well as activity under the Broadband Opportunity Grant Program.

SECTION I. Office Overview and Statutory Initiatives

As broadband Internet is critical for many facets of economic development and is an integral part of infrastructure, FloridaCommerce is statutorily charged with overseeing broadband Internet expansion initiatives (section 288.9961(3), F.S.) This charge fits the mission of FloridaCommerce to assist the Governor in advancing Florida's economy by championing the state's economic development vision and administering state and federal programs and initiatives to help visitors, citizens, businesses, and communities. FloridaCommerce's role is

to holistically focus on workforce, economic, and community development initiatives that strengthen the connections between the state's businesses, workforce, and communities. To support the Broadband Opportunity Program, during 2023 the Office executed several initiatives and continued to work toward the expansion and deployment of broadband Internet infrastructure to Florida's unserved areas.

Section I. A. Local Technology Planning Teams

Since September 2021, the Office has worked with all 67 counties to build and facilitate Local Technology Planning Teams (LTPTs). LTPTs specifically have community members from education, healthcare, business, tourism, agriculture, economic development, and local government serving on the team. The LTPTs work closely with communities to understand current broadband availability and to identify underserved and unserved residents and businesses, existing assets for broadband deployment, and broadband development funding opportunities. Teams also build partnerships with service providers and assist with applying for federal grants for broadband Internet service development. With the creation of the LTPTs, the Office also rolled out the Broadband Planning Toolkit, which provides a nine-step approach to building the LTPT and identifying the gaps in broadband infrastructure within each community.

The primary goal related to LTPTs is to build teams involving industry sector leaders in each county to identify locations in which broadband Internet is unavailable, understand how broadband expansion will contribute to community education, workforce, and telehealth initiatives, and prepare the community for potential broadband expansion projects. The LTPTs are provided with direction on the timeframes of the meetings, how to identify participants from various industry sectors, and how to work closely with rural communities in their county to better understand current broadband availability. They are also provided guidance on identifying assets for broadband deployment, building partnerships with service providers, identifying underserved and unserved residents and businesses, identifying funding opportunities, and providing assistance with applying for federal grants for broadband Internet service.

The Office hosts a monthly call with all LTPTs to discuss the status of the meetings, answer questions, and share best practices. The culmination of these efforts will be the integration of diverse community industry sectors, working together to develop measurable goals, objectives, and benchmarks that will keep Florida's efforts in broadband adoption and expansion on track over time.

Section I. B. Mapping of Broadband Internet Service

The Office developed several maps to assist communities in the broadband planning process. The first map originally posted by the Office was the Federal Communications Commission (FCC) National Broadband Map, which showed broadband Internet service availability

throughout Florida consistent with the FCC's Digital Opportunity Data Collection program. The map identified where broadband-capable networks existed, where service was available to end users, the existing gaps in rural and other areas, and download and upload transmission speeds. The map was initially posted on June 30, 2022, and other mapping tools on FloridaCommerce's website have since replaced it.

The Office also contracted with a vendor to develop the Florida Broadband Availability Map to show broadband Internet service availability throughout the state. This geospatial map improves on the FCC map in terms of identifying in Florida where broadband-capable networks exist, where service is available to end users, gaps in rural and other areas, and download and upload transmission speeds. The Office also worked with a Florida based marketing firm on a statewide campaign to encourage citizens and businesses to take an online Internet speed test. These speed tests provide valuable public feedback on Internet availability and speed in locations throughout Florida, helping the Office identify unserved and underserved locations around the state. The statewide speed test campaign "*Faster Florida*" ran June 24, 2022, through August 31, 2022, gathering additional data for the Florida Broadband Availability Map.

Another map posted on June 30, 2022, to the Office's website was the Faster Florida Broadband Map. This map includes ArcGIS capabilities, which allows the user to layer speed test data with congressional and legislative districts, environmentally sensitive areas, and anchor institutions such as schools, hospitals, colleges and universities, and libraries. The Office has obtained the necessary ArcGIS licenses to conduct internal broadband location mapping and partnered with the Environmental Systems Research Institute (ESRI) to support and further build out the Faster Florida Broadband Map. This partnership provides the Office with significantly more access to specific location data to better identify unserved and underserved locations in Florida.

In July 2023, the Office launched the ConnectedFlorida Map. This map identifies project areas from submitted and awarded broadband grant applicants and federally committed broadband locations. Proposed service areas will be added to the map as applications for grant funding are submitted through various broadband programs. Once award decisions are made, the map will be updated to show the location of funded broadband development projects. This data provides transparency to the public and interested stakeholders on the allocation of broadband funding across the state and will enable future applicants to target remaining unserved and underserved areas for proposed broadband projects.

Section I. C. The Florida Strategic Plan for Broadband

Pursuant to section 288.9961(4)(a), F.S., the Office submitted the Florida Strategic Plan for Broadband to the Governor and Legislature on June 30, 2022.

The document provides a guided overview of broadband, its importance to the economy, and how together broadband Availability, Adoption, and Use strategies benefit communities

around the state. Also included is a glossary with general definitions, the State's role in broadband Internet expansion, and an overview of funding from state and federal entities.

The document lays out the 25 strategies for growing a connected economy through three focal points: Availability, Adoption, and Accountability:

- Availability focuses on broadband expansion reaching unserved and underserved communities using data, community involvement through Local Technology Planning Teams, and various funding sources.
- Adoption focuses on identifying barriers to bridging the digital divide and supporting Floridians in learning to use the Internet fully.
- Accountability focuses on ensuring the state is accountable for broadband development grants awarded, and that grantees are accountable for grant dollars and project completion.

Within each focal point, an introduction provides background on the importance of the goal, strategies to accomplish the goal, action steps to be taken for success, and an explanation of why this is necessary or important to the state. These 25 strategies provide guidance and considerations for the Office moving forward, the steps for implementation of BOP, and the benefits of expanded partnerships.

Section I. D. Expanding the Capacity of the Office of Broadband

As its responsibilities have increased over time, the Office has grown from a single full-time employee to a team of 11 Select Exempt, Career Service, and Other Personnel Services employees. This team continues to accomplish various initiatives outlined in section 288.9961, F.S., including establishing the Broadband Opportunity Program and applying for additional federal funds through the American Rescue Plan Act and the Infrastructure Investment and Jobs Act. Additionally, the team provides technical assistance to entities developing broadband grant applications, educates and informs the public of the Office's initiatives and grant opportunities, oversees contracts to hold grantees accountable, and monitors vendors for quality assurance. Provided I funding has allowed the Office to establish grant programs for broadband infrastructure expansion and digital connectivity, access, and literacy programs.

SECTION II. Broadband Opportunity Program

Section II. A. Broadband Opportunity Program Overview

The Broadband Opportunity Program (BOP) awards grants, subject to appropriations, to expand broadband to Florida's unserved areas as established in statute. Grant awards are capped at \$5 million per project. Per section 288.9962(3), F.S., applicants eligible for grant awards include corporations, limited liability companies, general partnerships, and limited partnerships that are organized under the laws of this state or otherwise authorized to transact business in this state, political subdivisions, and Indian tribes.

Over 40% of the total allocation for BOP was set aside specifically for rural community applicants and Florida's three Rural Areas of Opportunity (RAO). To be considered for an award, each applicant must obtain a minimum score of 130 points out of 300. Emphasis was placed on the importance of community engagement and public-private partnerships to ensure project viability and sustainability.

Section II. B. Rule 73C-50, Florida Administrative Code

The Office formally initiated rulemaking related to BOP in May 2022. To maximize community participation and input, the Office held three regional rulemaking workshops, which provided an opportunity for public comments and questions to be received by FloridaCommerce.

The final rule, application, and scoring criteria were posted to the Office of Broadband website on September 29, 2022. FloridaCommerce filed the final rule with the Florida Administrative Code for adoption on November 10, 2022, and the rule became effective on November 30, 2022.

Section II. C. Outreach and Technical Assistance

Prior to the BOP application window opening, the Office held two technical assistance webinars. The first webinar was statewide held on October 20, 2022, and the second webinar for rural communities was held on November 1, 2022. An additional Technical Assistance Webinar was held May 24, 2023, to assist potential applicants during the second application cycle of the Broadband Opportunity Program. A Program Guidelines document and Frequently Asked Questions were also created for BOP and posted to the Broadband website.

The application window for the first application cycle of the Broadband Opportunity Program opened on November 2, 2022, and closed on December 9, 2022. The application window for the second application cycle of the Broadband Opportunity Program opened on May 10, 2023, and closed on July 21, 2023. A summary of the application experience for BOP cycle 1 can be found in Appendix Table 1.

Section II. D. The Application Challenge Process

Section 288.9962(6)(c), F.S., allows for a grant application challenge period after the application window has been closed and all applications received. The 45-day challenge window for BOP cycle 1 opened on December 14, 2022, and closed on January 28, 2023. The challenge window for BOP cycle 2 opened July 26, 2023, and closed September 16, 2023. To initiate the challenge period, the Office posted, per statutory guidance, the proposed unserved areas to be served from each grant application submitted, and the proposed broadband Internet speeds of the areas to be served. The Office also included maps of the proposed service areas, per Rule 73-50.004(1), F.A.C.

Any challenge by a broadband service provider to a BOP grant application must be submitted in writing and contain information demonstrating that:

- The provider currently has deployed broadband Internet service to retail customers within the project area.
- The provider has begun construction to provide broadband Internet service to retail customers within the proposed project area within the timeframe proposed by the applicant; or
- The provider commits to providing broadband Internet service to retail customers within the proposed project area within the timeframe proposed by the applicant.

After a challenge meets all the required elements, the Office will notify the grant applicant in writing with evidence of the challenge. The Office will then evaluate each challenge submitted to determine if the challenging provider has deployed, has begun construction to provide, or has committed to provide broadband Internet service in the proposed project area. If one of these three elements is clearly demonstrated, then the Office may not fund the challenged project.

Per section 288.9962(6)(f), F.S., if the Office denies funding to an applicant as a result of a broadband Internet service provider's challenge, and the challenging provider does not fulfill its commitment to provide broadband Internet service in the unserved area, the Office may not consider another challenge from the provider for the next two grant application cycles, unless the Office determines that the failure to fulfill the commitment was due to circumstances beyond the provider's control.

- There were 88 total challenges to grant applications during Broadband Opportunity Program (BOP) cycle one. This included 72 confirmed challenges for a portion of the proposed broadband service areas, one challenge denial, and 15 withdrawn grant applications. Many approved applications were required to adjust their service areas due to valid challenges; a list of the challenges for BOP cycle 1 can be found in Appendix Table 2.
- During BOP cycle two, there were 100 challenges received. This challenge cycle included a review of the FCC Broadband Serviceable Location Fabric (fabric_IDs) from the summer of 2023 against proposed grant applicant service locations. This provided a consistent dataset for the entire nation and its territories of all locations that fixed broadband Internet access service is or could be installed. This allowed all stakeholders to work from a single standardized list of locations and provided an accurate accounting of all locations within the application and challenge processes. A summary of the application experience for BOP cycle 2 can be found in Appendix Table 3, and a full list of challenges for BOP cycle 2 can be found in Appendix Table 4.

SECTION III. Other Grant Funding Programs

In addition to the Broadband Opportunity Program, the Florida Office of Broadband continues to pursue a variety of avenues for funding the deployment and expansion of broadband Internet services across the state to unserved and underserved Floridians. This includes developing and implementing competitive grant programs for the following federal programs:

Section III. A. Capital Projects Fund, Broadband Infrastructure Program

- \$247.8 million received from the U.S. Treasury
- 63 applications were awarded Broadband Infrastructure Funds, as outlined in Appendix Table 5.

Section III. B. Capital Projects Fund, Multi-Purpose Community Facility Projects

- \$86.9 million available to help provide access and improve resources to rural communities.
- The application period to apply was from July 5, 2023 through October 5, 2023. The deadline was extended to October 16, 2023.
- A total of 52 applications, from 28 counties were received and are presently under review.

Section III. C. Capital Projects Fund, Digital Connectivity Program

- \$13 million in available funding to make digital devices and equipment available to households to assist with connectivity and expanding high-speed broadband to communities in need.
- FloridaCommerce's plan received federal approval in September 2023.
- The application period is planned for December 20, 2023, through February 19, 2024. This timeline is subject to change.

Section III. D. Broadband Equity, Access, and Deployment (BEAD)

- FloridaCommerce submitted both a letter of intent and a program proposal – the Prosperity Through a Connected Florida Project - to the federal government for participation in the BEAD program.
- The Office shall coordinate the Prosperity Through a Connected Florida Project which includes:
 - Development of a comprehensive Five-Year Action Plan identifying Florida's broadband Internet availability and affordability.
 - Incorporating the Florida Digital Adoption and Use Plan.
 - Creation of an initial proposal which provides a proposed timeline of broadband Internet service to each unserved location in Florida, as well as

- related activities such as enhancement of the workforce necessary for deployment and sustainment of the newly developed networks.
- This Prosperity Through a Connected Florida Project will enable completion of BEAD Program objectives in conjunction with the existing Florida Strategic Plan for Broadband.
 - BEAD Program deployment is anticipated for early 2024.
 - In preparation for BEAD, FloridaCommerce held a series of public meetings, workshops, and webinars to hear directly from Floridians.
 - During June and July 2023, the Office held six public meetings across Florida (in Manatee, Duval, Taylor, Gulf, Collier, and Miami-Dade Counties) and three virtual workshops.
 - The public meetings were designed to provide information on Florida's Broadband Equity, Access, and Deployment (BEAD) Five-Year Action Plan and Digital Adoption and Use Plan, as well as discuss the goal of ensuring Florida communities are able to easily access Internet service, obtain online devices, and receive digital skills training.
 - On November 15, 2023, FloridaCommerce announced a 30-Day Public Comment Period for Florida's BEAD Initial Proposal Volume I. On November 21, 2023, the Initial Proposal Volume II was released for public comment. Florida subsequently submitted Volumes I and II to the National Telecommunications and Information Administration (NTIA).

SECTION IV. Broadband Development Grant Applications Received

Section IV. A. By the Numbers

For the Broadband Opportunity Program, Application cycle one window, November 2, 2022 through December 9, 2022, the Program received 110 applications. Of the 110 applications submitted, 104 were from Internet Service Providers (ISPs), two were from counties, and four were from municipalities or co-ops.

Eighty-five (85) applications were awarded totaling \$226,681,452 in grant funds. Applications were evaluated using the requirements outlined in Florida Statutes. In addition to Florida Statutes, the number of locations unserved or underserved and the application's overall score were also considered. The outcome of each application is listed in Table 1 of the Appendix. Project costs under approved grant applications total over \$615 million, with approximately \$390.8 million in leveraged funds from Internet Service Providers and additional partners will be used to offset the cost. Thirty-seven (37) projects with grant funding totaling \$107,411,624, more than 52% of total funding, awarded to Rural Areas of Opportunity (RAO).

After application cycle one awards were finalized, funding remained available for additional awards. A second cycle of applications for the Broadband Opportunity Program was open between May 10, 2023, and July 21, 2023. During this time, the Office received 96 applications from 19 applicants, including 16 ISPs, two of Florida's federally recognized Indian tribes (the Seminole Tribe of Florida and the Miccosukee Tribe of Indians of Florida), and one

local co-op. The applications spanned 40 counties, with nearly 50.6% of the applicants’ proposing projects located within Florida RAOs.

For the Capital Projects Fund, Broadband Infrastructure Program, 170 applications were received during the application window between February 28, 2023, through April 21, 2023. Sixty-three (63) applications were approved and awarded totaling \$247,503,054 in grant funds. Please see Table 5 in the Appendix for details. Total project costs are close to \$413 million, including over \$149 million in leveraged funds from Internet Service Providers and additional partners.

SECTION V. Conclusion

The Office has implemented and utilized various initiatives that have allowed for communication, participation, and partnership within the Broadband Opportunity Program grant process and other programs for broadband development. It is anticipated the Broadband Opportunity Program alone will ensure that over 100,000 locations throughout the state will be served with broadband Internet at a minimum speed of 100/10 Mbps. The Broadband Opportunity Program will significantly impact communities around the state through increased Internet availability and speeds, infrastructure expansion, and Internet technology system upgrades and deployment. The Office will continue to apply the lessons learned in implementing the Broadband Opportunity Program and other broadband development programs, with the ultimate goal of making the State of Florida the national leader in broadband Internet service availability and utilization.

SECTION VI. Appendix

**Table 1
Broadband Opportunity Program Cycle 1 Summary**

The below estimated final amounts may differ than the original application or awarded amount due to the grant agreement requirements, result of a challenge, or other items that occur during the contracting process.

Broadband Application Number	Business Legal Name	Estimated Final Amount	Leveraged Funds	Total Project Cost	Status
BA-000086	AT&T Services, Inc. on behalf of its affiliate BellSouth Telecommunications Inc.	\$2,020,902.00	\$2,101,342.00	\$4,122,244.00	Awarded-Finalizing Agreement
BA-000083	AT&T Services, Inc. on behalf of its affiliate BellSouth Telecommunications Inc.	\$24,873.00	\$37,930.00	\$62,803.00	Denied

Broadband Application Number	Business Legal Name	Estimated Final Amount	Leveraged Funds	Total Project Cost	Status
BA-000085	AT&T Services, Inc. on behalf of its affiliate BellSouth Telecommunications Inc.	\$53,527.00	\$133,426.00	\$186,953.00	Denied
BA-000021	Central Florida Electric Cooperative, Inc.	\$5,000,000.00	\$2,012,467.22	\$7,012,467.00	Awarded-Finalizing Agreement
BA-000022	Central Florida Electric Cooperative, Inc.	\$5,000,000.00	\$4,838,866.31	\$9,838,866.31	Awarded-Finalizing Agreement
BA-000020	Central Florida Electric Cooperative, Inc.	\$5,000,000.00	\$6,490,727.93	\$11,490,727.93	Denied
BA-000033	Charter Communications, LLC	\$573,788.00	\$1,772,000.00	\$2,345,788.00	Awarded-Finalizing Agreement
BA-000132	Charter Communications, LLC	\$2,648,194.00	\$2,648,194.00	\$5,296,388.00	Awarded-Finalizing Agreement
BA-000133	Charter Communications, LLC	\$3,375,471.00	\$4,235,000.00	\$7,610,471.00	Awarded-Finalizing Agreement
BA-000134	Charter Communications, LLC	\$1,427,000.00	\$17,202,173.00	\$18,629,173.00	Awarded-Finalizing Agreement
BA-000135	Charter Communications, LLC	\$527,659.00	\$667,424.00	\$1,195,083.00	Awarded-Finalizing Agreement
BA-000136	Charter Communications, LLC	\$1,844,095.00	\$13,560,000.00	\$15,404,095.00	Awarded-Finalizing Agreement
BA-000137	Charter Communications, LLC	\$2,144,201.00	\$6,704,000.00	\$8,848,201.00	Awarded-Finalizing Agreement
BA-000151	Charter Communications, LLC	\$4,701,477.00	\$9,167,188.00	\$13,868,665.00	Awarded-Finalizing Agreement
BA-000152	Charter Communications, LLC	\$906,000.00	\$6,015,417.00	\$6,921,417.00	Awarded-Finalizing Agreement
BA-000153	Charter Communications, LLC	\$107,317.00	\$388,000.00	\$495,317.00	Awarded-Finalizing Agreement

Broadband Application Number	Business Legal Name	Estimated Final Amount	Leveraged Funds	Total Project Cost	Status
BA-000154	Charter Communications, LLC	\$2,099,250.00	\$23,169,770.00	\$ 25,269,020.00	Awarded-Finalizing Agreement
BA-000156	Charter Communications, LLC	\$836,705.00	\$1,732,000.00	\$2,568,705.00	Awarded-Finalizing Agreement
BA-000157	Charter Communications, LLC	\$1,960,699.00	\$1,711,500.00	\$3,972,199.00	Awarded-Finalizing Agreement
BA-000158	Charter Communications, LLC	\$3,192,750.00	\$39,665,348.00	\$42,858,098.00	Awarded-Finalizing Agreement
BA-000159	Charter Communications, LLC	\$2,611,496.00	\$6,059,470.00	\$8,670,966.00	Awarded-Finalizing Agreement
BA-000160	Charter Communications, LLC	\$3,605,129.00	\$3,605,129.00	\$7,210,258.00	Awarded-Finalizing Agreement
BA-000161	Charter Communications, LLC	\$4,067,268.00	\$4,067,268.00	\$8,134,536.00	Awarded-Finalizing Agreement
BA-000162	Charter Communications, LLC	\$2,179,026.00	\$7,006,500.00	\$9,185,526.00	Awarded-Finalizing Agreement
BA-000163	Charter Communications, LLC	\$578,531.00	\$8,743,500.00	\$9,322,031.00	Awarded-Finalizing Agreement
BA-000164	Charter Communications, LLC	\$2,262,490.00	\$11,142,000.00	\$13,404,490.00	Awarded-Finalizing Agreement
BA-000165	Charter Communications, LLC	\$3,646,954.00	\$4,475,438.00	\$8,122,392.00	Awarded-Finalizing Agreement
BA-000167	Charter Communications, LLC	\$2,363,937.00	\$3,164,000.00	\$5,527,937.00	Awarded-Finalizing Agreement
BA-000168	Charter Communications, LLC	\$367,000.00	\$2,917,951.00	\$3,284,951.00	Awarded-Finalizing Agreement
BA-000169	Charter Communications, LLC	\$604,500.00	\$6,346,088.00	\$6,950,588.00	Awarded-Finalizing Agreement
BA-000170	Charter Communications, LLC	\$811,000.00	\$5,890,214.00	\$6,701,214.00	Awarded-Finalizing Agreement

Broadband Application Number	Business Legal Name	Estimated Final Amount	Leveraged Funds	Total Project Cost	Status
BA-000214	Charter Communications, LLC	\$802,489.00	\$802,489.00	\$1,604,978.00	Awarded-Finalizing Agreement
BA-000155	Charter Communications, LLC	\$1,259,236.00	\$1,417,500.00	\$2,676,736.00	Denied
BA-000115	Charter Communications, LLC	\$4,110,261.00	\$8,160,000.00	\$12,270,261.00	Denied
BA-000039	Comcast Cable Communications, LLC	\$1,880,000.00	\$3,688,527.00	\$5,568,527.00	Awarded-Finalizing Agreement
BA-000081	Comcast Cable Communications, LLC	\$2,935,296.00	\$6,849,027.00	\$9,784,323.00	Awarded-Finalizing Agreement
BA-000093	Comcast Cable Communications, LLC	\$1,830,000.00	\$3,079,614.00	\$4,909,614.00	Awarded-Finalizing Agreement
BA-000098	Comcast Cable Communications, LLC	\$3,988,532.00	\$4,874,872.00	\$8,863,404.00	Awarded-Finalizing Agreement
BA-000099	Comcast Cable Communications, LLC	\$4,496,107.00	\$5,495,242.00	\$9,991,349.00	Awarded-Finalizing Agreement
BA-000100	Comcast Cable Communications, LLC	\$4,111,225.00	\$5,024,832.00	\$9,136,057.00	Awarded-Finalizing Agreement
BA-000101	Comcast Cable Communications, LLC	\$2,160,000.00	\$4,067,282.00	\$6,227,282.00	Awarded-Finalizing Agreement
BA-000102	Comcast Cable Communications, LLC	\$1,979,557.00	\$2,419,459.00	\$4,399,016.00	Awarded-Finalizing Agreement
BA-000107	Comcast Cable Communications, LLC	\$2,646,030.00	\$3,234,036.00	\$5,880,066.00	Awarded-Finalizing Agreement
BA-000108	Comcast Cable Communications, LLC	\$1,429,400.00	\$1,747,077.00	\$3,176,477.00	Awarded-Finalizing Agreement
BA-000113	Comcast Cable Communications, LLC	\$2,428,013.00	\$2,749,010.00	\$4,998,110.00	Awarded-Finalizing Agreement
BA-000114	Comcast Cable Communications, LLC	\$1,100,000.00	\$6,044,647.00	\$7,144,647.00	Awarded-Finalizing Agreement

BROADBAND OPPORTUNITY PROGRAM | 2023

Broadband Application Number	Business Legal Name	Estimated Final Amount	Leveraged Funds	Total Project Cost	Status
BA-000119	Comcast Cable Communications, LLC	\$1,657,558.00	\$2,486,337.00	\$4,143,895.00	Awarded-Finalizing Agreement
BA-000125	Comcast Cable Communications, LLC	\$2,040,743.00	\$2,494,240.00	\$4,534,983.00	Awarded-Finalizing Agreement
BA-000126	Comcast Cable Communications, LLC	\$3,420,696.00	\$6,352,721.00	\$9,773,417.00	Awarded-Finalizing Agreement
BA-000127	Comcast Cable Communications, LLC	\$1,510,481.00	\$1,846,143.00	\$3,356,624.00	Awarded-Finalizing Agreement
BA-000149	Comcast Cable Communications, LLC	\$2,397,636.00	\$2,930,445.00	\$5,328,081.00	Awarded-Finalizing Agreement
BA-000172	Comcast Cable Communications, LLC	\$866,700.00	\$4,911,025.00	\$5,777,725.00	Awarded-Finalizing Agreement
BA-000173	Comcast Cable Communications, LLC	\$2,059,550.00	\$4,805,616.00	\$6,865,166.00	Awarded-Finalizing Agreement
BA-000174	Comcast Cable Communications, LLC	\$984,350.00	\$2,296,817.00	\$3,281,167.00	Awarded-Finalizing Agreement
BA-000176	Comcast Cable Communications, LLC	\$777,407.00	\$950,164.00	\$1,727,571.00	Awarded-Finalizing Agreement
BA-000177	Comcast Cable Communications, LLC	\$1,363,975.00	\$1,667,081.00	\$3,031,056.00	Awarded-Finalizing Agreement
BA-000178	Comcast Cable Communications, LLC	\$236,300.00	\$288,880.00	\$525,180.00	Awarded-Finalizing Agreement
BA-000179	Comcast Cable Communications, LLC	\$532,147.00	\$1,241,676.00	\$1,773,823.00	Awarded-Finalizing Agreement
BA-000186	Comcast Cable Communications, LLC	\$2,734,261.00	\$4,101,392.00	\$6,835,653.00	Awarded-Finalizing Agreement
BA-000195	Comcast Cable Communications, LLC	\$56,500.00	\$96,065.00	\$152,565.00	Awarded-Finalizing Agreement
BA-000097	Comcast Cable Communications, LLC	\$2,496,672.00	\$3,051,489.00	\$5,548,161.00	Denied

Broadband Application Number	Business Legal Name	Estimated Final Amount	Leveraged Funds	Total Project Cost	Status
BA-000131	Comcast Cable Communications, LLC	\$2,450,000.00	\$3,871,211.00	\$6,321,211.00	Denied
BA-000175	Comcast Cable Communications, LLC	\$3,857,878.00	\$5,786,817.00	\$9,644,695.00	Denied
BA-000138	Comcast Cable Communications, LLC	\$2,983,700.00	\$3,646,845.00	\$6,630,545.00	Denied
BA-000148	Comcast Cable Communications, LLC	\$3,346,800.00	\$4,090,590.00	\$7,437,390.00	Denied
BA-000116	Conexon Connect, LLC	\$5,000,000.00	\$12,754,144.00	\$17,754,144.00	Awarded-Finalizing Agreement
BA-000117	Conexon Connect, LLC	\$5,000,000.00	\$10,052,491.00	\$15,052,491.00	Awarded-Finalizing Agreement
BA-000118	Conexon Connect, LLC	\$5,000,000.00	\$5,658,151.00	\$10,658,151.00	Awarded-Finalizing Agreement
BA-000120	Conexon Connect, LLC	\$5,000,000.00	\$4,426,459.00	\$9,426,459.00	Awarded-Finalizing Agreement
BA-000121	Conexon Connect, LLC	\$2,615,434.62	\$3,912,658.00	\$6,528,092.62	Awarded-Finalizing Agreement
BA-000122	Conexon Connect, LLC	\$3,353,384.00	\$5,030,075.00	\$8,383,459.00	Awarded-Finalizing Agreement
BA-000028	CoxCom LLC	\$2,666,244.00	\$6,378,002.00	\$9,044,246.00	Awarded-Finalizing Agreement
BA-000053	CoxCom LLC	\$1,192,410.00	\$2,947,051.00	\$4,139,461.00	Awarded-Finalizing Agreement
BA-000054	CoxCom LLC	\$5,000,000.00	\$2,629,373.00	\$7,629,373.00	Awarded-Finalizing Agreement
BA-000055	CoxCom LLC	\$4,672,393.00	\$7,159,446.00	\$11,831,839.00	Awarded-Finalizing Agreement
BA-000056	CoxCom LLC	\$1,438,610.00	\$176,506.00	\$1,615,116.00	Awarded-Finalizing Agreement

BROADBAND OPPORTUNITY PROGRAM | 2023

Broadband Application Number	Business Legal Name	Estimated Final Amount	Leveraged Funds	Total Project Cost	Status
BA-000059	CoxCom LLC	\$4,822,632.00	\$567,590.00	\$5,390,222.00	Awarded-Finalizing Agreement
BA-000057	CoxCom LLC	\$1,433,982.00	\$3,431,098.00	\$4,865,080.00	Denied
BA-000058	CoxCom LLC	\$1,423,488.00	\$3,406,807.00	\$4,830,295.00	Denied
BA-000061	Echo Technologies, LLC	\$5,000,000.00	\$0.00	\$5,000,000.00	Awarded-Finalizing Agreement
BA-000077	Embarq Florida	\$63,311.00	\$133,162.00	\$196,473.00	Awarded-Finalizing Agreement
BA-000212	Frontier Florida LLC	\$292,492.43	\$746,803.62	\$1,039,296.05	Denied
BA-000215	Frontier Florida LLC	\$1,795,573.56	\$4,607,187.44	\$6,402,761.00	Denied
BA-000207	Frontier Florida LLC	\$285,363.00	\$732,402	\$1,017,765	Denied
BA-000210	Frontier Florida LLC	\$226,510.00	\$580,076.00	\$806,585.79	Denied
BA-000211	Frontier Florida LLC	\$97,699.88	\$250,235.12	\$347,935.00	Denied
BA-000206	Hargray of Florida LLC	\$3,286,966.50	\$3,286,966.50	\$6,572,933.00	Denied
BA-000019	IBT Group USA, LLC	\$4,977,588.00	\$0.00	\$4,977,588.00	Awarded-Finalizing Agreement
BA-000044	IBT Group USA, LLC	\$4,977,188.00	\$0.00	\$4,977,188.00	Denied
BA-000202	LiveOak Fiber, LLC	\$207,087.49	\$483,204.51	\$690,292.00	Awarded-Finalizing Agreement
BA-000224	Open Broadband	\$25,000.00	\$25,000.00	\$50,000.00	Awarded-Finalizing Agreement

Broadband Application Number	Business Legal Name	Estimated Final Amount	Leveraged Funds	Total Project Cost	Status
BA-000225	Open Broadband	\$25,000.00	\$25,000.00	\$50,000.00	Denied
BA-000226	Open Broadband	\$25,000.00	\$25,000.00	\$50,000.00	Denied
BA-000185	Optical Telecommunications, Inc	\$4,816,878.00	\$0.00	\$4,816,878.00	Denied
BA-000193	Rapid Systems, Inc.	\$5,000,000.00	\$5,000,000.00	\$10,000,000.00	Awarded-Finalizing Agreement
BA-000073	Rhematic	\$4,734,785.50	\$4,734,785.50	\$9,469,571.00	Denied
BA-000217	ROAMR LLC	\$4,956,100.00	\$0.00	\$4,956,100.00	Agreement Executed
BA-000218	ROAMR LLC	\$4,948,800.00	\$0.00	\$4,948,800.00	Agreement Executed
BA-000144	Stream LLC	\$4,750,000.00	\$0.00	\$4,750,000.00	Agreement Executed
BA-000171	Stream LLC	\$4,916,800.00	\$0.00	\$4,916,800.00	Agreement Executed
BA-000031	Suwannee Valley Electric Cooperative, Inc.	\$5,000,000.00	\$ 13,164,640.00	\$18,164,640.00	Awarded-Finalizing Agreement
BA-000065	Suwannee Valley Electric Cooperative, Inc.	\$5,000,000.00	\$11,697,058.00	\$16,697,058.00	Awarded-Finalizing Agreement
BA-000066	Suwannee Valley Electric Cooperative, Inc.	\$5,000,000.00	\$10,768,186.00	\$15,768,186.00	Awarded-Finalizing Agreement
BA-000089	Tekniam	\$3,924,596.00	\$0.00	\$3,924,596.00	Denied
BA-000014	Tritech Wireless, LLC	\$4,984,073.00	\$0.00	\$4,984,073.00	Awarded-Finalizing Agreement
BA-000034	Tritech Wireless, LLC	\$4,998,524.00	\$0.00	\$4,998,524.00	Awarded-Finalizing Agreement

Broadband Application Number	Business Legal Name	Estimated Final Amount	Leveraged Funds	Total Project Cost	Status
BA-000062	Tritech Wireless, LLC	\$1,072,596.00	\$0.00	\$1,072,596.00	Agreement Executed
BA-000124	Tritech Wireless, LLC	\$3,639,672.00	\$0.00	\$3,639,672.00	Awarded-Finalizing Agreement
BA-000092	Washington County Board of County Commissioners	\$2,493,000.00	\$0.00	\$2,493,000.00	Awarded-Finalizing Agreement

Table 2
List of Challenges, Broadband Opportunity Program Cycle 1

Challenge Summary, Broadband Opportunity Program, Cycle 1			
Application Number	Applicant	Challenger(s)	Challenge Resolution
BA-000019	IBT Group USA, LLC	Comcast	Challenge Denied
		Lumen	Confirmed Challenge for Portion of Application
BA-000020	Central Florida Electric Cooperative, Inc.	Cox Communications	Confirmed Challenge
BA-000022	Central Florida Electric Cooperative, Inc.	Comcast	Confirmed Challenge
		Charter Communications LLC	Confirmed Challenge
BA-000031	Suwannee Valley Electric	Comcast	Confirmed Challenge
BA-000044	IBT Group USA, LLC	Comcast	Confirmed Challenge
BA-000054	CoxCom LLC	Comcast	Confirmed Challenge
BA-000057	CoxCom LLC	Charter Communications LLC	Confirmed Challenge
		Lumen	Confirmed Challenge
BA-000073	RHEMAFi, LLC	Charter Communications LLC	Confirmed Challenge
BA-000081	Comcast	Lumen	Confirmed Challenge
BA-000083	AT&T	Comcast Cable Communications	Application Withdrawn
BA-000085	AT&T	Comcast Cable Communications	Application Withdrawn
BA-000092	Washington Board of County Commissioners	Comcast Cable Communications	Confirmed Challenge
BA-000097	Comcast	Lumen	Confirmed Challenge
BA-000098	Comcast	Lumen	Confirmed Challenge
BA-000100	Comcast	Lumen	Confirmed Challenge
BA-000113	Comcast	Cox Communications	Confirmed Challenge
		Charter Communications LLC	Confirmed Challenge
		Lumen	Confirmed Challenge
BA-000114	Comcast	Charter Communications LLC	Confirmed Challenge
BA-000115	Charter Communications, LLC	WildStar Networks	Application Withdrawn
BA-000116	Conexon Connect, LLC	Lumen	Confirmed Challenge
BA-000117	Conexon Connect, LLC	Comcast Communications	Confirmed Challenge
BA-000118	Conexon Connect, LLC	Comcast Communications	Confirmed Challenge

Challenge Summary, Broadband Opportunity Program, Cycle 1			
Application Number	Applicant	Challenger(s)	Challenge Resolution
BA-000119	Conexon Connect, LLC	Lumen	Confirmed Challenge
BA-000120	Conexon Connect, LLC	Comcast Communications	Confirmed Challenge
		Lumen	Confirmed Challenge
BA-000121	Conexon Connect, LLC	Charter Communications LLC	Confirmed Challenge
BA-000122	Conexon Connect, LLC	Cox Communications	Confirmed Challenge
BA-000126	Comcast	Opticaltel	Confirmed Challenge
		Charter Communications LLC	Confirmed Challenge
		Lumen	Confirmed Challenge
BA-000131	Comcast	Charter Communications LLC	Confirmed Challenge
		Frontier	Confirmed Challenge
BA-000134	Charter Communications, LLC	Comcast Communications	Confirmed Challenge
BA-000136	Charter Communications, LLC	TDS Telecom	Confirmed Challenge
BA-000137	Charter Communications, LLC	Comcast Communications	Confirmed Challenge
BA-000138	Comcast	Charter Communications LLC	Application Withdrawn
		Frontier	Application Withdrawn
		Lumen	Application Withdrawn
BA-000144	Stream LLC	Lumen	Confirmed Challenge
BA-000148	Comcast	Frontier	Application Withdrawn
		Charter Communications LLC	Application Withdrawn
BA-000149	Comcast	Lumen	Confirmed Challenge
BA-000152	Charter Communications, LLC	Comcast	Confirmed Challenge
		Frontier	Confirmed Challenge
BA-000154	Charter Communications, LLC	Comcast Communications	Confirmed Challenge
		Opticaltel	Confirmed Challenge
		Lumen	Confirmed Challenge
BA-000157	Charter Communications, LLC	Frontier	Confirmed Challenge
BA-000158		Cox Communications	Confirmed Challenge

Challenge Summary, Broadband Opportunity Program, Cycle 1			
Application Number	Applicant	Challenger(s)	Challenge Resolution
	Charter Communications, LLC	Comcast Communications	Confirmed Challenge
		Lumen	Confirmed Challenge
BA-000159	Charter Communications, LLC	Cox Communications	Confirmed Challenge
BA-000162	Charter Communications, LLC	Frontier	Confirmed Challenge
BA-000163	Charter Communications, LLC	Frontier	Confirmed Challenge
		Lumen	Confirmed Challenge
BA-000164	Charter Communications, LLC	Frontier	Confirmed Challenge
BA-000165	Charter Communications, LLC	Comcast Communications	Confirmed Challenge
		Frontier	Confirmed Challenge
		Lumen	Confirmed Challenge
BA-000169	Charter Communications, LLC	Comcast Communications	Confirmed Challenge
		Lumen	Confirmed Challenge
BA-000171	Streamline	Comcast Communications	Confirmed Challenge
		Lumen	Confirmed Challenge
BA-000175	Comcast	Charter Communications LLC	Confirmed Challenge
BA-000176	Comcast	Streamline	Confirmed Challenge
		Lumen	Confirmed Challenge
BA-000185	Optical	Comcast Communications LLC	Confirmed Challenge
		Charter Communications LLC	Confirmed Challenge
BA-000193	Rapid Systems Inc.	Charter Communications LLC	Confirmed Challenge
		Comcast Communications	Confirmed Challenge
BA-000202	LiveOak Fiber LLC	Cox Communications	Confirmed Challenge
BA-000206	Clearwave Fiber	Comcast Communications	Application Withdrawn
BA-000207	Frontier	Comcast Cable Communications	Application Withdrawn
		Charter Communications LLC	Application Withdrawn
BA-000210	Frontier	Charter Communications LLC	Application Withdrawn
BA-000211	Frontier	Comcast	Application Withdrawn

Challenge Summary, Broadband Opportunity Program, Cycle 1			
Application Number	Applicant	Challenger(s)	Challenge Resolution
BA-000212	Frontier	Charter Communications LLC	Confirmed Challenge
BA-000215	Frontier	Comcast Communications	Application Withdrawn
		Charter Communications LLC	Confirmed Challenge
BA-000218	ROAMR LLC	Cox Communications	Confirmed Challenge
BA-000224	Open Broadband	Charter Communications LLC	Confirmed Challenge
BA-000225	Open Broadband	Charter Communications LLC	Confirmed Challenge
		Comcast Communications	Confirmed Challenge
BA-000226	Open Broadband	Charter Communications LLC	Application Withdrawn

Table 3
Application Grant Request Summary, Broadband Opportunity Program Cycle 2 Application Summary

Applicant Name	Grant Funds Requested	Leveraged Funds	Estimated Total Project Cost	Status
BluBroadband ISP	\$3,717,620.00	\$50,000.00	\$3,767,620.00	Under Review
Central Florida Broadband	\$4,902,537.00	\$0.00	\$4,902,537.00	Under Review
CFEC	\$5,000,000.00	\$5,140,181.00	\$10,140,181.00	Under Review
Comcast	\$239,138.00	\$557,989.00	\$797,127.00	Under Review
Comcast	\$483,842.00	\$591,364.00	\$1,075,206.00	Under Review
Comcast	\$363,410.00	\$444,167.00	\$807,577.00	Under Review
Comcast	\$265,410.00	\$619,291.00	\$884,701.00	Application Withdrawn
Comcast	\$3,217,666.00	\$4,826,499.00	\$8,044,165.00	Under Review
Comcast	\$126,494.00	\$295,153.00	\$421,647.00	Under Review
Comcast	\$2,599,100.00	\$6,064,567.00	\$8,663,667.00	Application Withdrawn
Comcast	\$478,818.00	\$889,232.00	\$1,368,050.00	Under Review
Comcast	\$77,914.00	\$181,798.00	\$259,712.00	Under Review
Comcast	\$3,220,351.00	\$3,935,984.00	\$7,156,335.00	Under Review
Comcast	\$171,187.00	\$399,436.00	\$570,623.00	Under Review
Comcast	\$352,545.00	\$822,605.00	\$1,175,150.00	Under Review
Comcast	\$583,711.00	\$875,566.00	\$1,459,277.00	Under Review
Comcast	\$336,995.00	\$786,321.00	\$1,123,316.00	Under Review
Comcast	\$1,167,784.00	\$2,724,828.00	\$3,892,612.00	Under Review
Comcast	\$167,187.00	\$390,103.00	\$557,290.00	Under Review
Comcast	\$61,629.00	\$143,801.00	\$205,430.00	Under Review
Comcast	\$1,896,376.00	\$4,424,879.00	\$6,321,255.00	Under Review
Comcast	\$2,439,875.00	\$4,531,197.00	\$6,971,072.00	Under Review
Comcast	\$172,399.00	\$402,266.00	\$574,665.00	Under Review
Conexon	\$4,245,212.00	\$4,245,212.00	\$8,490,424.00	Under Review
Conexon	\$4,538,731.50	\$4,538,731.50	\$9,077,463.00	Under Review
Conexon	\$5,000,000.00	\$9,802,638.00	\$14,802,638.00	Under Review
Conexon	\$2,455,663.40	\$2,455,663.40	\$4,911,326.80	Under Review
Conexon	\$5,000,000.00	\$8,374,013.42	\$13,374,013.42	Under Review
Conexon	\$2,368,465.00	\$0.00	\$2,368,465.00	Under Review
CoxCom	\$5,000,000.00	\$3,577,313.00	\$8,577,313.00	Under Review
CoxCom	\$4,011,007.00	\$711,223.00	\$4,722,230.00	Under Review
CoxCom	\$4,783,084.00	\$357,279.00	\$5,140,363.00	Under Review
CoxCom	\$4,998,966.00	\$1,745,552.00	\$6,744,518.00	Under Review
CoxCom	\$2,043,096.00	\$749,332.00	\$2,792,428.00	Under Review
CoxCom	\$5,000,000.00	\$2,121,575.00	\$7,121,575.00	Under Review
CoxCom	\$5,000,000.00	\$1,916,630.00	\$6,916,630.00	Under Review
CoxCom	\$5,000,000.00	\$2,732,044.00	\$7,732,044.00	Under Review
CoxCom	\$4,260,416.00	\$1,388,353.00	\$5,648,769.00	Under Review
CoxCom	\$3,443,313.00	\$1,476,809.00	\$4,920,122.00	Under Review

Applicant Name	Grant Funds Requested	Leveraged Funds	Estimated Total Project Cost	Status
CoxCom	\$2,331,235.00	\$199,936.00	\$2,531,171.00	Under Review
CoxCom	\$2,983,738.00	\$405,837.00	\$3,389,575.00	Under Review
CoxCom	\$5,000,000.00	\$2,225,031.00	\$7,225,031.00	Under Review
CoxCom	\$5,000,000.00	\$4,174,309.00	\$9,174,309.00	Under Review
CoxCom	\$2,219,951.00	\$465,624.00	\$2,685,575.00	Under Review
CoxCom	\$3,120,714.00	\$49,247.00	\$3,169,961.00	Under Review
CoxCom	\$2,797,616.00	\$82,721.00	\$2,880,337.00	Under Review
Figgers Communication Inc	\$5,000,000.00	\$5,590,000.00	\$10,590,000.00	Under Review
Figgers Communication Inc	\$5,000,000.00	\$5,590,000.00	\$10,590,000.00	Under Review
Figgers Communication Inc	\$5,000,000.00	\$5,590,000.00	\$10,590,000.00	Under Review
Figgers Communication Inc	\$5,000,000.00	\$5,590,000.00	\$10,590,000.00	Under Review
IBT Group USA	\$4,999,311.00	\$0.00	\$4,999,311.00	Under Review
IBT Group USA	\$4,999,563.00	\$0.00	\$4,999,563.00	Under Review
IBT Group USA	\$4,996,758.00	\$0.00	\$4,996,758.00	Under Review
IBT Group USA	\$4,954,666.00	\$0.00	\$4,954,666.00	Application Withdrawn
Micosukee Tribe of Indians of Florida	\$5,000,000.00	\$0.00	\$5,000,000.00	Under Review
Open Broadband LLC	\$4,548,170.00	\$802,618.00	\$5,350,788.00	Under Review
Open Broadband LLC	\$4,644,807.84	\$819,671.97	\$5,464,479.81	Under Review
Open Broadband LLC	\$4,885,782.51	\$862,196.91	\$5,747,979.42	Application Withdrawn
Open Broadband LLC	\$1,924,643.98	\$339,643.06	\$2,264,287.04	Under Review
Open Broadband LLC	\$2,642,909.56	\$466,395.81	\$3,109,305.37	Under Review
Opticaltel	\$4,974,777.00	\$0.00	\$4,974,777.00	Under Review
Point Broadband Fiber Holding	\$680,608.80	\$1,588,087.20	\$2,268,696.00	Under Review
ReadiNet Communications	\$187,760.00	\$192,206.00	\$379,966.00	Under Review
ROAMR Wireless & Broadband	\$5,000,000.00	\$0.00	\$5,000,000.00	Under Review
Seminole Tribe of Florida	\$5,000,000.00	\$5,522,216.56	\$10,522,216.56	Under Review
Seminole Tribe of Florida	\$4,045,480.27	\$4,045,480.28	\$8,090,960.55	Under Review
Smart City Capital	\$5,000,000.00	\$207,000,000.00	\$212,000,000.00	Under Review

Applicant Name	Grant Funds Requested	Leveraged Funds	Estimated Total Project Cost	Status
Spectrum Sunshine State, LLC	\$777,619.00	\$777,619.00	\$1,555,238.00	Under Review
Spectrum Sunshine State, LLC	\$5,000,000.00	\$6,735,730.00	\$11,735,730.00	Under Review
Spectrum Sunshine State, LLC	\$1,360,136.00	\$1,360,136.00	\$2,720,272.00	Under Review
Spectrum Sunshine State, LLC	\$911,932.00	\$911,933.00	\$1,823,865.00	Under Review
Spectrum Sunshine State, LLC	\$1,159,860.00	\$1,159,860.00	\$2,319,720.00	Under Review
Spectrum Sunshine State, LLC	\$3,990,627.00	\$3,990,627.00	\$7,981,254.00	Under Review
Spectrum Sunshine State, LLC	\$743,705.50	\$743,705.50	\$1,487,411.00	Under Review
Spectrum Sunshine State, LLC	\$940,859.00	\$940,860.00	\$1,881,719.00	Under Review
Spectrum Sunshine State, LLC	\$4,747,113.00	\$4,747,113.00	\$9,494,226.00	Under Review
Spectrum Sunshine State, LLC	\$3,701,698.00	\$3,701,697.00	\$7,403,395.00	Under Review
Spectrum Sunshine State, LLC	\$3,870,304.00	\$3,870,305.00	\$7,740,609.00	Under Review
Spectrum Sunshine State, LLC	\$4,969,244.50	\$4,969,244.50	\$9,938,489.00	Under Review
Spectrum Sunshine State, LLC	\$5,000,000.00	\$5,023,241.00	\$10,023,241.00	Under Review
Spectrum Sunshine State, LLC	\$2,870,450.50	\$2,870,450.50	\$5,740,901.00	Under Review
Streamline	\$4,387,800.00	\$0.00	\$4,387,800.00	Under Review
Streamline	\$4,998,200.00	\$0.00	\$4,998,200.00	Under Review
Tritech Fiber	\$3,640,621.00	\$0.00	\$3,640,621.00	Under Review
Tritech Fiber	\$4,992,784.00	\$0.00	\$4,992,784.00	Under Review
Tritech Fiber	\$4,934,902.00	\$0.00	\$4,934,902.00	Under Review
Tritech Fiber	\$977,446.00	\$0.00	\$977,446.00	Under Review
Tritech Fiber	\$1,664,580.89	\$0.00	\$1,664,580.89	Under Review
Tritech Fiber	\$1,609,056.00	\$0.00	\$1,609,056.00	Under Review
Tritech Fiber	\$2,094,011.00	\$0.00	\$2,094,011.00	Under Review

Applicant Name	Grant Funds Requested	Leveraged Funds	Estimated Total Project Cost	Status
Total	\$280,471,383.25	\$378,693,337.61	\$659,164,720.86	

**Table 4
Challenge Summary, Broadband Opportunity Grant Program, Cycle 2**

Challenge Summary, Broadband Opportunity Grant Program, Cycle 2			
Application Number	Applicant	Challenger (Challenging Applicant)	Outcome
BA-000460	CoxCom, LLC	Comcast Cable Communications, LLC	Withdrawn
		Lumen	Confirmed Challenge
BA-000464	Central Florida Broadband, LLC	Cox Communications	Withdrawn
		Comcast Cable Communications, LLC	Withdrawn
BA-000468	ROAMAR LLC	Cox Communications	Confirmed Challenge
BA-000497	Smart City Capital	Comcast Cable Communications, LLC	Confirmed Challenge
BA-000499	Conexon Connect, LLC	Charter Communications	Confirmed Challenge
BA-000500	Conexon Connect, LLC	Charter Communications	Confirmed Challenge
BA-000503	Conexon Connect, LLC	Charter Communications	Confirmed Challenge
		Comcast Cable Communications, LLC	Confirmed Challenge
BA-000504	IBT Group USA, LLC	Lumen	Confirmed Challenge
BA-000505	IBT Group USA, LLC	Cox Communications	Confirmed Challenge
BA-000506	IBT Group USA, LLC	Comcast Cable Communications, LLC	Confirmed Challenge
		Lumen	Confirmed Challenge
BA-000507	IBT Group USA, LLC	Comcast Cable Communications, LLC	Withdrawn
BA-000518	Charter Communications, LLC	Lumen	Confirmed Challenge
		Comcast Cable Communications, LLC	Confirmed Challenge
BA-000519	Charter Communications, LLC	Cox Communications	Withdrawn
		Lumen	Confirmed Challenge
		Windstream	Confirmed Challenge
BA-000520	Charter Communications, LLC	Lumen	Confirmed Challenge
		Comcast Cable Communications, LLC	Confirmed Challenge
BA-000522	Charter Communications, LLC	Frontier	Confirmed Challenge
BA-000534	Optical Telecommunications, Inc.	Comcast Cable Communications, LLC	Withdrawn
		Cox Communications	Withdrawn
		Lumen	Withdrawn
BA-000539	Tritech Wireless, LLC	Lumen	Confirmed Challenge
BA-000542	Conexon Connect, LLC	Cox Communications	Confirmed Challenge

Challenge Summary, Broadband Opportunity Grant Program, Cycle 2			
Application Number	Applicant	Challenger (Challenging Applicant)	Outcome
BA-000544	Stream LLC	Lumen	Confirmed Challenge
		Comcast Cable Communications, LLC	Confirmed Challenge
		Conexon	Confirmed Challenge
BA-000552	CoxCom, LLC	Comcast Cable Communications, LLC	Withdrawn
		Lumen	Confirmed Challenge
		Zito West Holding, LLC	Confirmed Challenge
BA-000553	CoxCom, LLC	Lumen	Confirmed Challenge
		Comcast Cable Communications, LLC	Confirmed Challenge
		Charter Communications	Confirmed Challenge
BA-000554	CoxCom, LLC	Zito West Holding, LLC	Confirmed Challenge
		Lumen	Confirmed Challenge
BA-000555	CoxCom, LLC	Windstream	Confirmed Challenge
BA-000556	CoxCom, LLC	Windstream	Confirmed Challenge
BA-000557	CoxCom, LLC	Comcast Cable Communications, LLC	Confirmed Challenge
		Windstream	Confirmed Challenge
BA-000558	CoxCom, LLC	Comcast Cable Communications, LLC	Confirmed Challenge
		Windstream	Confirmed Challenge
BA-000559	CoxCom, LLC	Windstream	Confirmed Challenge
BA-000560	CoxCom, LLC	Windstream	Confirmed Challenge
BA-000562	CoxCom, LLC	Lumen	Confirmed Challenge
BA-000563	CoxCom, LLC	Conexon	Confirmed Challenge
BA-000564	CoxCom, LLC	Comcast Cable Communications, LLC	Confirmed Challenge
BA-000565	CoxCom, LLC	Comcast Cable Communications, LLC	Confirmed Challenge
BA-000566	CoxCom, LLC	Lumen	Confirmed Challenge
BA-000567	CoxCom, LLC	MediaCom	Withdrawn
		Lumen	Confirmed Challenge
BA-000568	CoxCom, LLC	Lumen	Confirmed Challenge
		MediaCom	Confirmed Challenge
BA-000574	Point Broadband Fiber Holding, LLC	Comcast Cable Communications, LLC	Withdrawn
BA-000581	Charter Communications, LLC	Comcast Cable Communications, LLC	Withdrawn

Challenge Summary, Broadband Opportunity Grant Program, Cycle 2			
Application Number	Applicant	Challenger (Challenging Applicant)	Outcome
BA-000583	Charter Communications, LLC	Frontier	Confirmed Challenge
		Comcast Cable Communications, LLC	Confirmed Challenge
BA-000584	Charter Communications, LLC	Frontier	Confirmed Challenge
		Comcast Cable Communications, LLC	Confirmed Challenge
BA-000590	Open Broadband LLC	Cox Communications	Confirmed Challenge
		Lumen	Confirmed Challenge
BA-000593	Open Broadband LLC	Cox Communications	Confirmed Challenge
BA-000594	Comcast Cable Communications, LLC	Windstream	Confirmed Challenge
BA-000595	Comcast Cable Communications, LLC	Cox Communications	Withdrawn
BA-000596	Comcast Cable Communications, LLC	Lumen	Confirmed Challenge
BA-000598	Comcast Cable Communications, LLC	Cox Communications	Withdrawn
		Cox Communications	Withdrawn
		Windstream	Withdrawn
BA-000603	Comcast Cable Communications, LLC	Windstream	Confirmed Challenge
BA-000605	Comcast Cable Communications, LLC	Lumen	Confirmed Challenge
BA-000606	Comcast Cable Communications, LLC	Lumen	Confirmed Challenge
		Charter Communications	Confirmed Challenge
BA-000608	Comcast Cable Communications, LLC	Charter Communications	Confirmed Challenge
BA-000609	Comcast Cable Communications, LLC	Lumen	Confirmed Challenge
		Frontier	Confirmed Challenge
		Charter Communications	Confirmed Challenge
BA-000613	Stream LLC	Conexon	Confirmed Challenge
		Comcast Cable Communications, LLC	Confirmed Challenge
BA-000615	Charter Communications, LLC	Lumen	Confirmed Challenge
		Windstream	Confirmed Challenge
		Cox Communications	Confirmed Challenge
BA-000616	Charter Communications, LLC	Cox Communications	Confirmed Challenge
		Comcast Cable Communications, LLC	Confirmed Challenge
BA-000617	Central Florida Electric Cooperative, Inc.	Cox Communications	Confirmed Challenge

Challenge Summary, Broadband Opportunity Grant Program, Cycle 2			
Application Number	Applicant	Challenger (Challenging Applicant)	Outcome
BA-000618	Comcast Cable Communications, LLC	Lumen	Confirmed Challenge
BA-000620	ReadiNet Communications, LLC	Lumen	Confirmed Challenge
		Comcast Cable Communications, LLC	Confirmed Challenge
BA-000622	BluBroadband ISP	Lumen	Confirmed Challenge
		Cox Communications	Confirmed Challenge
BA-000623	Open Broadband LLC	Cox Communications	Withdrawn
		Lumen	Withdrawn
BA-000628	Seminole Tribe of Florida	Lumen	Confirmed challenge
BA-000629	Open Broadband LLC	Charter Communications	Confirmed Challenge
BA-000630	Open Broadband LLC	Charter Communications	Confirmed Challenge
BA-000631	Seminole Tribe of Florida	Comcast Cable Communications, LLC	Withdrawn
		Lumen	Confirmed Challenge
BA-000642	Figgers Communication Inc	Comcast Cable Communications, LLC	Withdrawn

Table 5
Application Grant Request Summary, Capital Projects Fund, Broadband Infrastructure Program

Application Grant Summary, Capital Projects Fund, Broadband Infrastructure Program				
	Applicant Name	Grant Funds Requested	Leveraged Funds	Estimated Total Cost of Project
1	CenturyLink	\$612,830.00	\$412,542.00	\$1,025,372.00
2	Comcast	\$1,590,000.00	\$2,964,959.00	\$4,554,959.00
3	Comcast	\$825,000.00	\$1,545,452.00	\$2,370,452.00
4	Comcast	\$3,265,000.00	\$1,097,313.00	\$4,362,313.00
5	Comcast	\$1,775,000.00	\$596,733.00	\$2,371,733.00
6	Comcast	\$2,326,165.50	\$471,554.00	\$3,101,554.00
7	Comcast	\$1,635,000.00	\$889,836.00	\$2,524,836.00
8	Comcast	\$3,060,074.25	\$620,099.00	\$4,080,099.00
9	Comcast	\$323,000.00	\$605,824.00	\$928,824.00
10	Comcast	\$1,185,000.00	\$2,211,153.00	\$3,396,153.00
11	Comcast	\$1,725,000.00	\$934,223.00	\$2,659,223.00
12	Comcast	\$1,375,000.00	\$767,432.00	\$2,142,432.00
13	Comcast	\$2,225,000.00	\$1,206,762.00	\$3,431,762.00
14	Comcast	\$1,500,000.00	\$2,805,522.00	\$4,305,522.00
15	Comcast	\$2,680,000.00	\$1,455,755.00	\$4,135,755.00
16	Comcast	\$2,540,000.00	\$1,376,146.00	\$3,916,146.00
17	Comcast	\$2,260,000.00	\$756,543.00	\$3,016,543.00
18	Comcast	\$2,100,000.00	\$2,575,043.00	\$4,675,043.00
19	Comcast	\$740,000.00	\$1,393,315.00	\$2,133,315.00
20	Comcast	\$3,085,000.00	\$1,672,413.00	\$4,757,413.00
21	Comcast	\$2,160,000.00	\$2,654,242.00	\$4,814,242.00
22	Comcast	\$610,000.00	\$331,294.00	\$941,294.00
23	Comcast	\$1,620,000.00	\$3,021,861.00	\$4,641,861.00
24	Comcast	\$743,022.00	\$150,696.00	\$990,696.00
25	Comcast	\$1,900,000.00	\$1,603,765.00	\$3,503,765.00
26	Comcast	\$2,550,000.00	\$1,394,730.00	\$3,944,730.00
27	Comcast	\$3,490,000.00	\$1,173,513.00	\$4,663,513.00
28	Comcast	\$2,600,000.00	\$877,617.00	\$3,477,617.00
29	Comcast	\$122,000.00	\$227,236.00	\$349,236.00
30	Comcast	\$2,532,000.00	\$857,142.00	\$3,389,142.00
31	Comcast	\$1,340,000.00	\$449,732.00	\$1,789,732.00
32	Comcast	\$1,360,000.00	\$1,120,731.00	\$2,480,731.00
33	Comcast	\$2,028,750.00	\$907,517.00	\$3,612,517.00
34	Comcast	\$1,386,614.25	\$278,819.00	\$1,848,819.00
35	Comcast	\$2,050,000.00	\$2,535,588.00	\$4,585,588.00

Application Grant Summary, Capital Projects Fund, Broadband Infrastructure Program				
	Applicant Name	Grant Funds Requested	Leveraged Funds	Estimated Total Cost of Project
36	Conexon Connect	\$10,512,009.74	\$3,504,003.25	\$14,016,012.99
37	Conexon Connect	\$9,648,409.48	\$3,216,136.49	\$12,864,545.97
38	Conexon Connect	\$19,594,367.84	\$23,594,367.84	\$47,188,735.68
39	Consolidated Communications	\$825,075.00	\$223,800.00	\$1,100,100.00
40	Cox Communications	\$3,393,309.75	\$226,221.00	\$4,524,413.00
41	Cox Communications	\$4,779,127.00	\$1,593,892.00	\$6,373,019.00
42	Cox Communications	\$15,841,522.00	\$5,283,324.00	\$21,124,846.00
43	Cox Communications	\$1,585,150.00	\$1,945,250.00	\$3,530,400.00
44	Cox Communications	\$4,828,110.00	\$8,970,431.00	\$13,798,541.00
45	Cox Communications	\$3,435,521.00	\$4,215,973.00	\$7,651,494.00
46	Cox Communications	\$3,348,337.00	\$4,108,984.00	\$7,457,321.00
47	Cox Communications	\$1,444,738.50	\$57,789.00	\$1,926,318.00
48	Cox Communications	\$1,035,920.00	\$345,491.00	\$1,381,411.00
49	Cox Communications	\$17,780,940.75	\$3,558,559.00	\$23,707,921.00
50	Cox Communications	\$24,752,619.75	\$3,617,183.00	\$33,003,493.00
51	D.B.A AT&T Florida	\$21,290,000.00	\$17,420,000.00	\$38,710,000.00
52	D.B.A AT&T Florida	\$3,460,000.00	\$6,390,000.00	\$9,850,000.00
53	IBT Group USA, LLC	\$4,700,358.31	\$0.00	\$6,267,144.41
54	Mediacom LLC	\$172,277.72	\$258,416.57	\$430,694.29
55	Myakka Communications, Inc.	\$705,088.35	\$78,343.15	\$783,431.50
56	Spectrum Sunshine State, LLC	\$604,041.00	\$247,500.00	\$851,541.00
57	Spectrum Sunshine State, LLC	\$751,793.25	\$237,000.00	\$1,002,391.00
58	Spectrum Sunshine State, LLC	\$29,078.00	\$237,000.00	\$266,078.00
59	Spectrum Sunshine State, LLC	\$3,491,131.00	\$2,908,500.00	\$6,399,631.00
60	Spectrum Sunshine State, LLC	\$1,403,283.75	\$352,500.00	\$1,871,045.00
61	Spectrum Sunshine State, LLC	\$329,448.75	\$62,000.00	\$439,265.00
62	SVEC	\$22,615,314.97	\$7,538,438.33	\$30,153,753.30
63	TDS Telecom	\$1,826,626.00	\$5,479,878.00	\$7,306,504.00
	Total	\$247,503,054.91	\$149,614,082.63	\$412,902,982.14

Figure 1 Amount of Funding in RAO vs. Non-RAO Communities, BOP Cycle 1 Awards

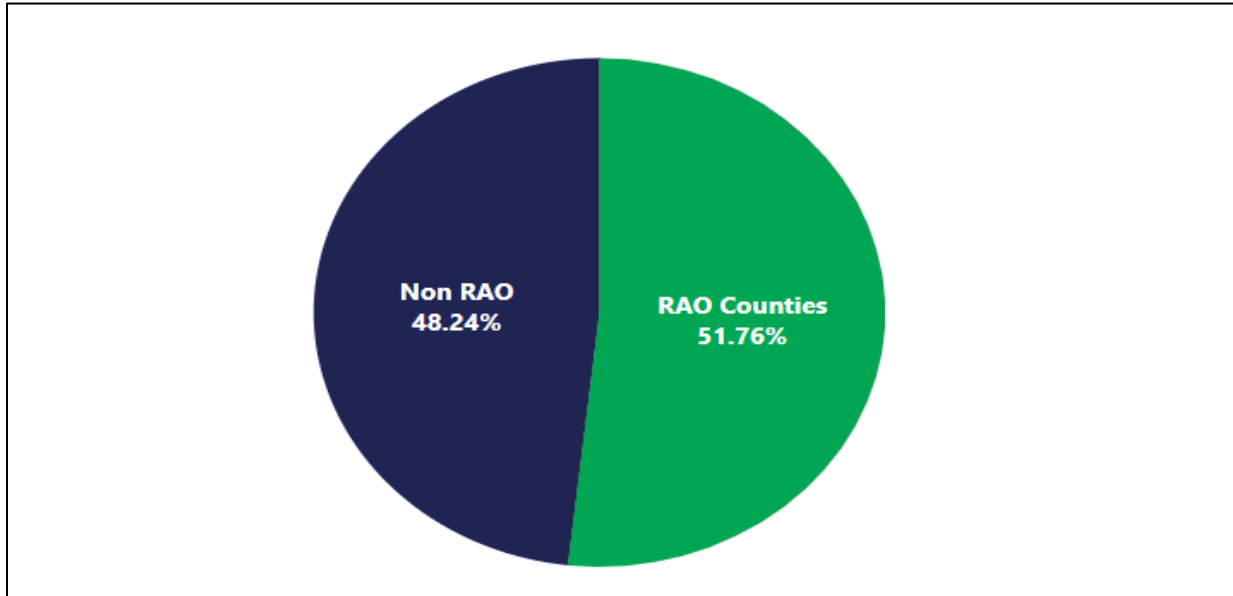


Figure 2 Total Project Costs by Applicant, BOP Cycle 1 Awards

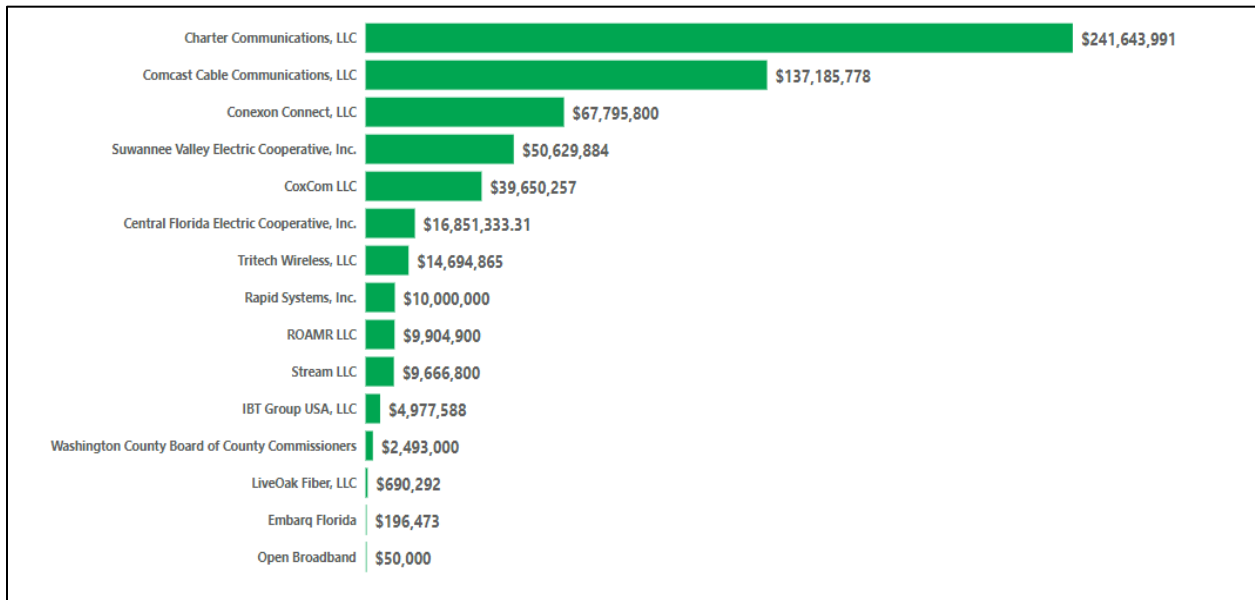


Figure 3 Requested State Funds vs. Private Leverage, BOP Cycle 1 Awards

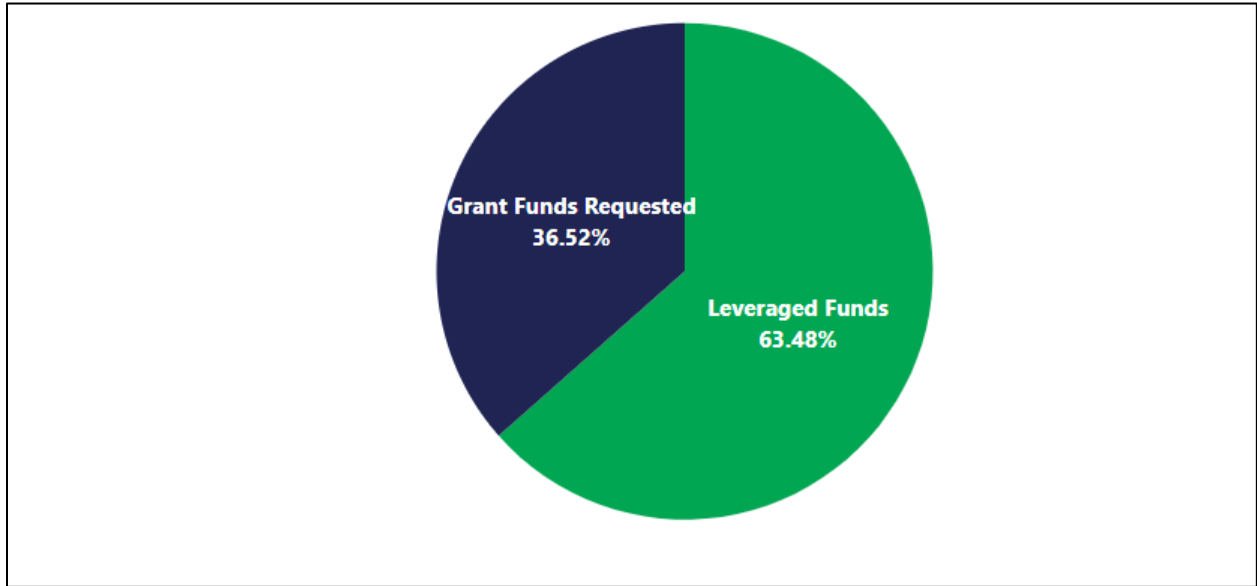


Figure 4 Number of Applications Submitted per Applicant, BOP Cycle 1 Awards

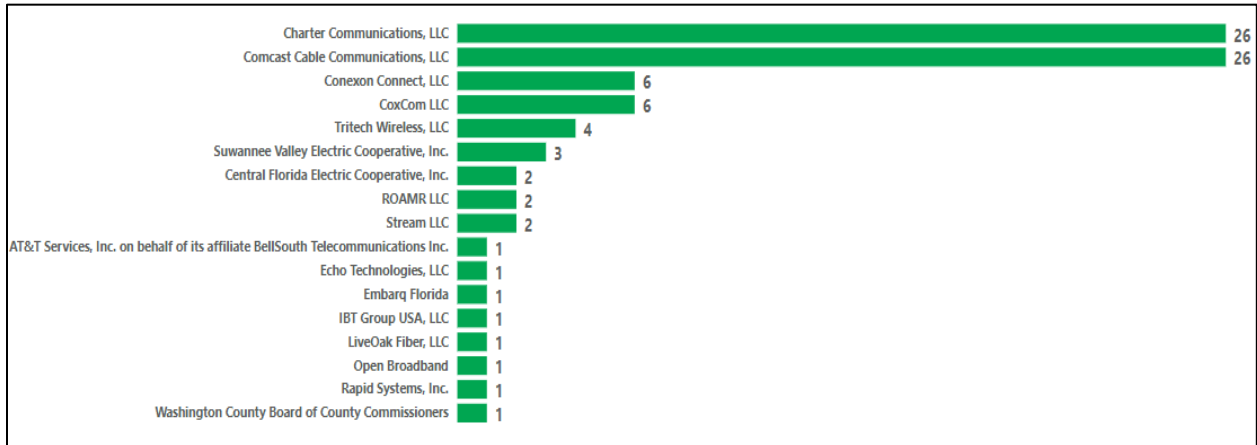


Figure 5 Amount of Funding in RAO vs. Non-RAO Communities, BOP Cycle 2

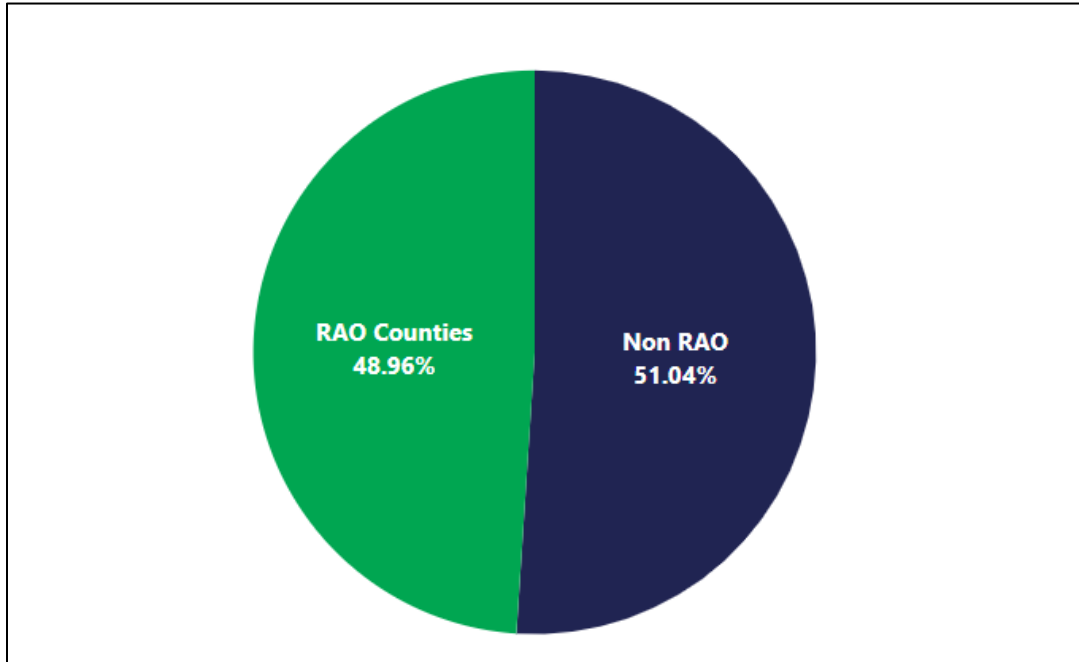


Figure 6 Total Project Costs by Applicant, BOP Cycle 2

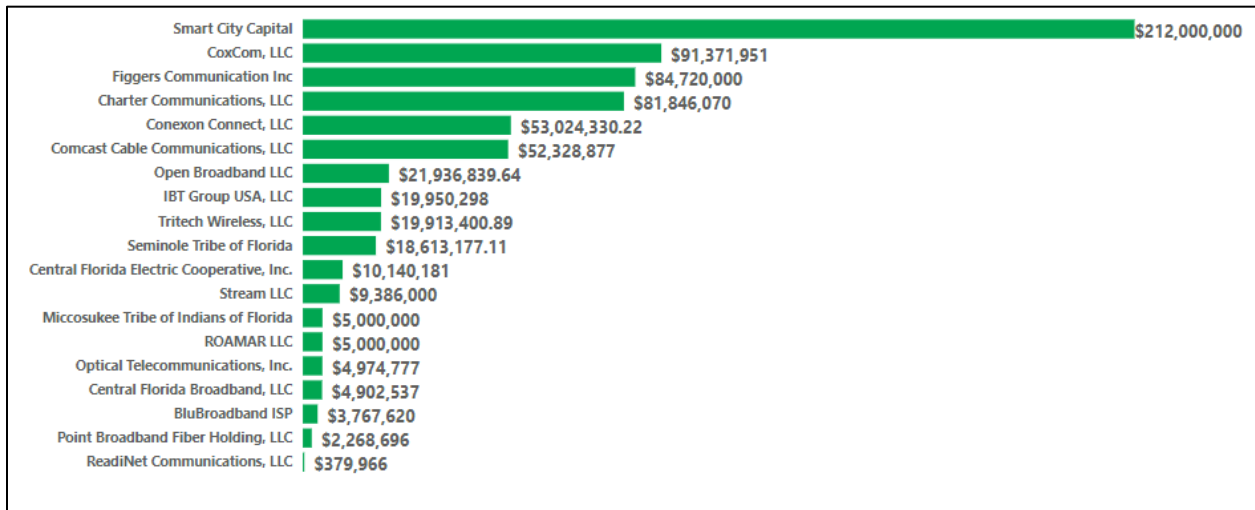


Figure 7 Requested State Funds vs. Private Leverage, BOP Cycle 2

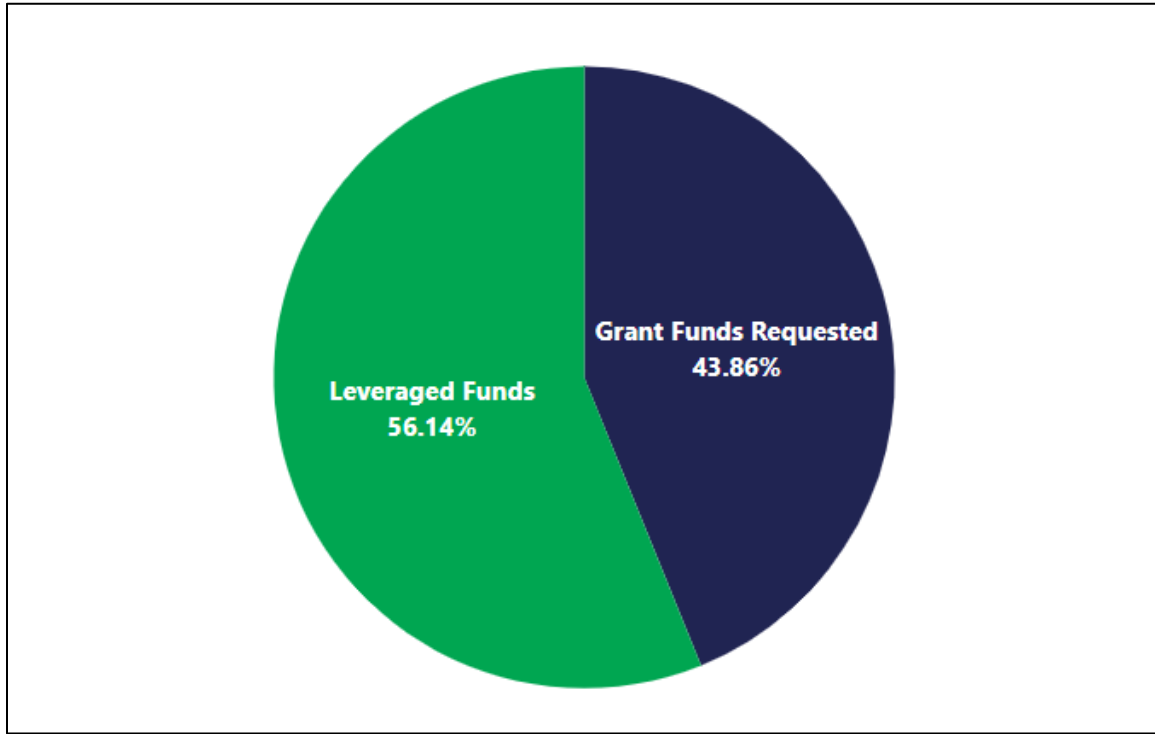


Figure 8 Number of Applications Submitted per Applicant, BOP Cycle 2

