



THE DISPLACED HOMEMAKER PROGRAM

ANNUAL REPORT

PROGRAM YEARS 2006-2008

PREPARED BY THE
AGENCY FOR WORKFORCE INNOVATION
JANUARY, 2009

TABLE OF CONTENTS

Background	3
Program Structure	3
Program Funding and Budget Allocations	4
Program Performance Accountability and Outcome Tracking	5
Program Quality Assurance Reviews	6
Conclusion	7
Local Service Areas	8
Program Years 2006-2008 Participant Demographics Statistics Chart	9
Program Years 2006-2008 Participant Demographics Statistics Graphs	10-11
Program Years 2006-2008 Contract Amounts and Expenditure	12
Program Years 2006-2008 Program Exiters, Job Placement and Job Retention at 3-Month, 6-Month and 9-Month Job Retention Chart.	13
Program Years 2006-2008 Program Exiters and Job Placement Graph	14
Program Years 2006-2008 Program Job Retention at 3-Month, 6-Month and 9-Month Graph	15

**THE DISPLACED HOMEMAKER PROGRAM
ANNUAL REPORT
PROGRAM YEARS 2006-2008**

Background

The Displaced Homemaker Program was established by the Florida Legislature in 1976 and implemented by the Florida Department of Health and Rehabilitative Services (HRS). In 1995, the Legislature transferred oversight of the Program from HRS to the Florida Department of Education, Division of Community Colleges (Section 446.50, Florida Statutes). In 2000, Senate Bill 2050, Section Four, transferred the Displaced Homemaker Trust Fund Program to the Agency for Workforce Innovation. From a statewide competitive procurement process, 18 service providers were selected for the July 1, 2006-June 30, 2009 contract period.

Program Structure

The purpose of the Displaced Homemaker Program is to address the job training and educational needs of eligible individuals who are: 35 years of age or older; have worked in the home providing unpaid household services for family members; not adequately employed and have difficulty securing adequate employment; and have been dependent on the income of another family member, but is no longer supported by such income or have been dependent on federal assistance. The goal of the Displaced Homemaker Program is to assist program participants in attaining independence, economic security and self-sufficiency.

The Agency for Workforce Innovation has defined the eligibility element, "earning an adequate wage," as the local Regional Workforce Boards' (RWB) approved self-sufficiency definition for Dislocated Workers. All service providers have adopted the local RWB's definition of self-sufficiency.

A total of 5,710 eligible individuals were served in Displaced Homemaker Programs over the two-year period covered by this report. Following are the activities and services provided to participants:

- ◆ Outreach and information services with respect to federal and State employment, education, health, and unemployment assistance programs.
- ◆ Educational services including a high school equivalency degree and such other courses as the agency determines would be of interest and benefit to displaced homemakers.

- ◆ Financial management services providing information and assistance relative to insurance including life, health, home, and automobile insurance; taxes, estate and probate problems; mortgages, loans, and other related financial matters.
- ◆ Job counseling by professionals and peers, specifically designed for a person entering the job market after a number of years as a homemaker.
- ◆ Job training and placement services, including
 - Training programs for available jobs in the public and private sectors, taking into account the skills and job experiences of a homemaker developed by working with public and private employers.
 - Assistance in locating available employment for displaced homemakers, some of whom could be employed in existing job training and placement programs.
 - Utilizing State employment services in locating employment opportunities.

Program Funding and Budget Allocations

In Program Year 2006, the Agency for Workforce Innovation, through a request for proposal (RFP) solicitation, awarded 18 performance-based, three-year contracts to public and private non-profit entities in the State for the purpose of establishing multipurpose service delivery programs for displaced homemakers. All service providers met the criteria specified in the RFP, and the contracts were awarded in accordance with Chapter 287, Florida Statutes.

The Displaced Homemaker Program is funded by a Trust Fund established within the State Treasury for the administration of the statewide program. Trust Fund revenue is generated from additional fees on marriage license applications and dissolution of marriage filings, as specified in Section 741.01(3) and 28.101, Florida Statutes. The Clerk of the Court in each county collects fees of \$7.50 for each marriage application received, and \$12.50 for each divorce or dissolution of marriage filed in the local courts. These fees are transferred monthly to the State Treasury for deposit in the Displaced Homemaker Trust Fund.

For Program years 2006-07 and 2007-08, \$5,157,192 was appropriated in the Grants and Aids Displaced Homemaker appropriation category; \$23,676 in General Revenue and \$5,133,516 from the Displaced Homemaker Trust Fund. Budget allocations of \$5,039,222 were made to the 18 Displaced Homemaker Programs. Additional allocations of \$220,088 of Displaced Homemaker Trust Funds were set aside for Agency for Workforce Innovation administration and \$316,844 to cover the required service charge to general revenue. The chart on page 12 reflects service provider contract amounts and expenditures for the period

The Displaced Homemaker Program now operates in 15 of the 24 Regional Workforce areas providing eligible citizens access to the services authorized and funded under

State legislation. The service providers located in regional areas encompass most of the counties in the State. The chart on page eight displays the counties where participants are served by Displaced Homemaker Programs.

State legislation for the Displaced Homemaker Program requires that each displaced homemaker program receive at least 25 percent of its funding from one or more local, municipal, county, or non-profit private sources. In-kind contributions are allowed to meet the required local match. These contributions mainly consist of support from the host Community Colleges and community-based organizations in the form of cash, space, equipment, advertising, etc.; as well as donations from individuals/organizations in the form of money, goods, and services (volunteer time, textbooks and clothing donations, etc.).

Program Performance Accountability and Outcome Tracking

The Displaced Homemaker Program service providers are required to collect, maintain, and report in the State's Management Information System (MIS), performance data necessary to track participants' progress in program activities during the participation period. Such data includes the number of participants served, the activities and services provided, designated participant-specific information including intake and outcome information, costs associated with specific services, program administration, total program revenues by source, and other appropriate financial data. Program participant demographic data charts are located on pages 9-11.

The number of participants receiving services and job placements is displayed on pages 13-15. The total participants served also include participants co-enrolled and dually served by local Regional Workforce Boards and Displaced Homemaker Program service providers. All service providers' performance was adequately met to satisfy the performance requirements for the two-year period. Additionally, all service providers were funded to continue operating programs for the period July 1, 2008 –June 30, 2009. An additional element included in this report is long-term job placement and job retention data provided by the Florida Education and Training Placement Information Program (FETPIP). This data portrays job retention at 3-months, 6-months and 9-months for participants exiting the Displaced Homemaker Program between July 1, 2006 and June 30, 2008.

NOTE: Tracking post-program outcomes such as job placements and job retention over several quarters is predicated on a match of participant social security numbers and employer wage reports in the State's Unemployment Insurance database. Participants are informed that providing their assigned social security number is voluntary, and is not a requirement for program participation. Federal and state laws allow individuals to participate in the Displaced Homemaker Program without providing their assigned social security numbers. Individuals who were served using pseudo-

social security numbers were excluded from the job placement and job retention charts and graphs in this report.

Duration of Program Participation

During the July 1, 2006 through June 30, 2008 program period, a total of 5,710 eligible individuals received Displaced Homemaker Program services. These individuals received the array of services delineated in each contractor's agreement. Many of the services provided led to attainment of Associate of Science, Associate of Arts, Bachelor of Science and Bachelor of Arts Degrees. Of the individuals that were served and exited the program during the period July 1, 2006 through June 30, 2008, the average length of participation was 440 days.

Displaced Homemaker Program Quality Assurance Reviews

The Agency for Workforce Innovation staff conducted annual quality assurance reviews of the 18 Displaced Homemaker Program contracted service providers during the July 1, 2006 through June 30, 2008 contract periods. The quality assurance reviews included a review of program operations and management procedures; an assessment of participant case file data recorded in the State Management Information Systems; an on-site review of program eligibility determination and source documentation/verification processes; participant case file content for evidence of participation and receipt of contracted services; coordination/referral of participants to the local one-stop centers for services; participation in and completion of job training/occupational skills training; attainment of certificates/degrees; placement into employment; inventory of property purchases with contract funds; and receipt of match funds, invoices and supporting documentation approved for payment.

Formal reports describe the review process. All noncompliance issues were noted and recommended for corrective action. The quality assurance staff conducted follow-up reviews, when necessary, to ensure that noncompliance issues had been satisfactorily resolved. Technical assistance and/or program specific training were provided on an ongoing basis or as requested. Based on program staff turnover, budget constraints, changes in the direction of workforce service programs, transition to new state management information systems, and issues noted in quality assurance reviews; the Agency for Workforce Innovation staff provided the service providers with refresher training on eligibility documentation procedures, updating of local case note procedures, review of assessment tools, as well as other program procedures.

CONCLUSION

Overall, the Displaced Homemaker Program reached thousands of eligible Florida citizens were provided the necessary skills to make life changing decisions regarding their lives, living conditions, home ownership, and attaining a higher education degree/certification/licensure in jobs that indicate growth and employer need for the next five to ten years.

**Displaced Homemaker Program
Program Years 2006 - 2008 Annual Report**

LOCAL SERVICE AREAS

The Florida Displaced Homemaker Programs were funded to serve local areas that comprise one to eight counties. The following Chart depicts the name of each local program and the counties of the participants served.

Service Provider	Counties Served
Broward Community College	Broward
Chipola Junior College	Jackson, Calhoun, Liberty, Holmes, Washington
Daytona State College	Volusia, Flagler
Florida Community College @ Jacksonville	Duval, Nassau, Clay, St. Johns, Baker
Gulf Coast Community College	Bay, Gulf, Franklin
Indian River State College	Indian River, Martin, Okeechobee, St. Lucie
Jewish Federation of Greater Orlando	Orange, Osceola, South Seminole Counties
Lake-Sumter Community College	Lake, Sumter
Manatee Technical Institute	Manatee
Miami-Dade College	Dade, Monroe
North Florida Community College	Madison, Jefferson, Hamilton, Lafayette, Suwannee, Taylor
Palm Beach Community College	Palm Beach
Polk Workforce Development Board	Polk
Santa Fe College	Alachua, Bradford, Columbia, Dixie, Gilchrist, Putnam, Union
Seminole Community College	Seminole
The Centre for Women, Tampa	Hillsborough
The Resource Center, of Sarasota County	Sarasota
Women's Center of Brevard County, Inc	Brevard
Total Service Providers: 18	Total Counties Served: 48

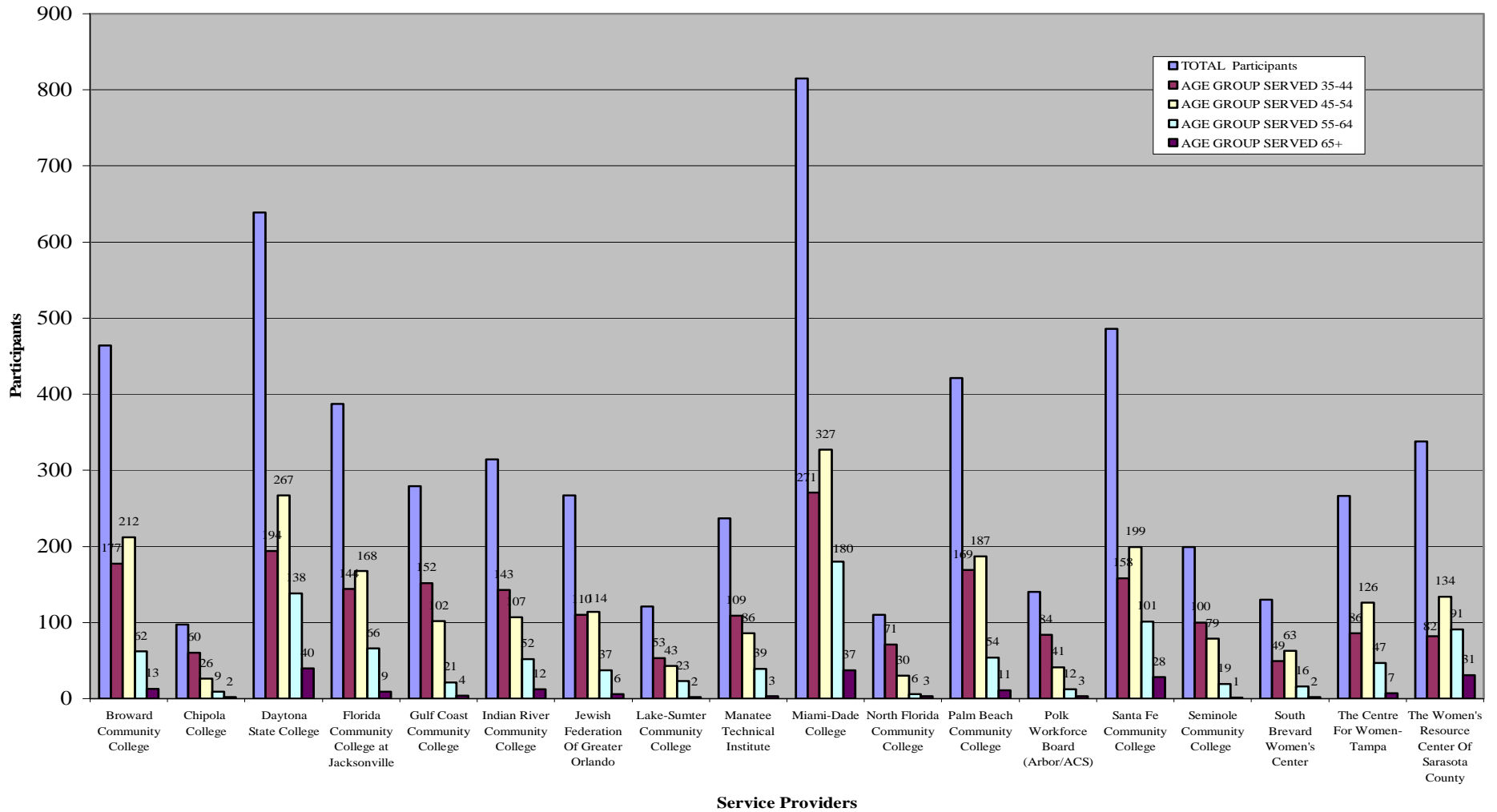
Attachment Two
DISPLACED HOMEMAKER PROGRAM
PROGRAM YEARS 2006-2008 PARTICIPANT DEMOGRAPHIC STATISTICS

SERVICE PROVIDERS	TOTAL PARTICIPANTS	AGE GROUP SERVED				GENDER	
		35-44	45-54	55-64	65+	Female	Male
Broward Community College	464	177	212	62	13	462	2
Chipola College	97	60	26	9	2	97	0
Daytona State College	639	194	267	138	40	638	1
Florida Community College at Jacksonville	387	144	168	66	9	386	1
Gulf Coast Community College	279	152	102	21	4	278	1
Indian River Community College	314	143	107	52	12	310	4
Jewish Federation Of Greater Orlando	267	110	114	37	6	254	13
Lake-Sumter Community College	121	53	43	23	2	119	2
Manatee Technical Institute	237	109	86	39	3	227	10
Miami-Dade College	815	271	327	180	37	575	240
North Florida Community College	110	71	30	6	3	108	2
Palm Beach Community College	421	169	187	54	11	421	0
Polk Workforce Board (Arbor/ACS)	140	84	41	12	3	134	6
Santa Fe Community College	486	158	199	101	28	486	0
Seminole Community College	199	100	79	19	1	199	0
South Brevard Women's Center	130	49	63	16	2	129	1
The Centre For Women-Tampa	266	86	126	47	7	260	6
The Women's Resource Center Of Sarasota County	338	82	134	91	31	338	0
Program Totals	5,710	2212	2311	973	214	5421	289

Data Source: Agency for Workforce Innovation's State Management Information System

DISPLACED HOMEMAKER PROGRAM PROGRAM YEARS 2006-2008 PARTICIPANT DEMOGRAPHIC STATISTICS

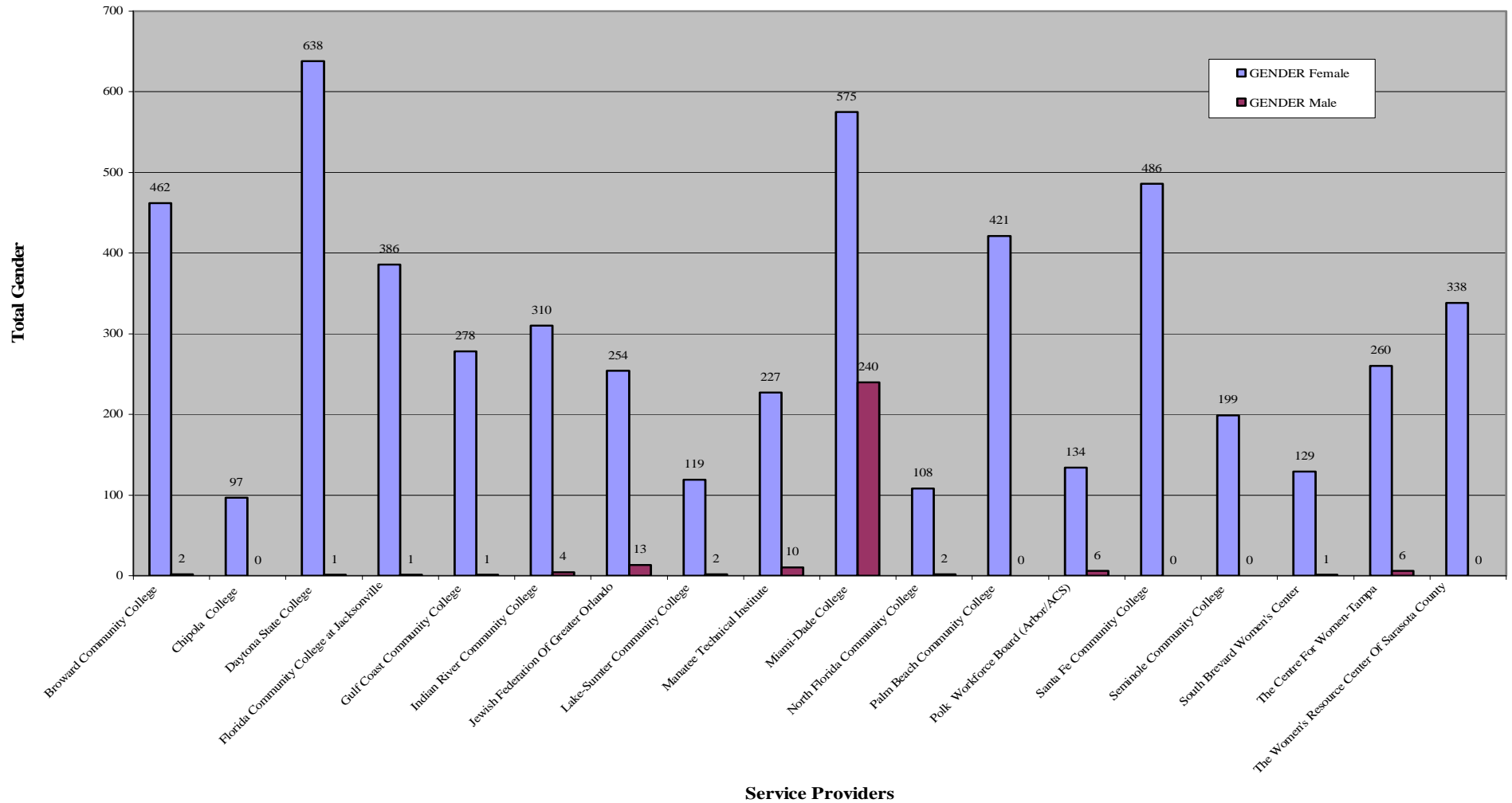
Demographics By Age



Data Source: Agency for Workforce Innovation's State Management Information System

DISPLACED HOMEMAKER PROGRAM PROGRAM YEARS 2006-2008 PARTICIPANT DEMOGRAPHIC STATISTICS

Demographics by Gender



Data Source: Agency for Workforce Innovation's State Management Information System

**DISPLACED HOMEMAKER PROGRAM
PY 2006-2008 CONTRACT AMOUNT AND EXPENDITURE PERFORMANCE**

The chart below depicts the contract program expenditures by Service Provider.

Service Provider	2006-2008 Contract Amount	2006-2008 Contract Amount Paid	2006-2008 Contract Balance
Broward Community College	\$423,130	\$384,004	\$39,126
Chipola College	\$149,060	\$149,060	\$0
Daytona State College	\$375,648	\$375,648	\$0
Florida Community College at Jacksonville	\$313,105	\$313,105	\$0
Gulf Coast Community College	\$241,085	\$241,085	\$0
Indian River State College	\$307,660	\$307,660	\$0
Jewish Community Center of Greater Orlando	\$432,217	\$432,217	\$0
Lake-Sumter Community College	\$95,512	\$73,217	\$22,295
Manatee Technical Institute	\$258,950	\$258,950	\$0
Miami-Dade College	\$453,346	\$453,346	\$0
North Florida Community College	\$112,823	\$112,823	\$0
Palm Beach Community College	\$319,510	\$319,116	\$394
Polk County Workforce Development Board	\$196,000	\$185,640	\$10,360
Santa Fe College	\$327,600	\$327,600	\$0
Seminole Community College	\$398,290	\$389,115	\$9,175
South Brevard Women's Center	\$208,726	\$191,602	\$17,124
The Centre for Women, Inc.	\$226,560	\$226,560	\$0
Women's Resource Center of Sarasota County	\$200,000	\$197,972	\$2,028
Program Totals	\$5,039,222	\$4,938,720	\$100,502

Data Source: Agency for Workforce Innovation

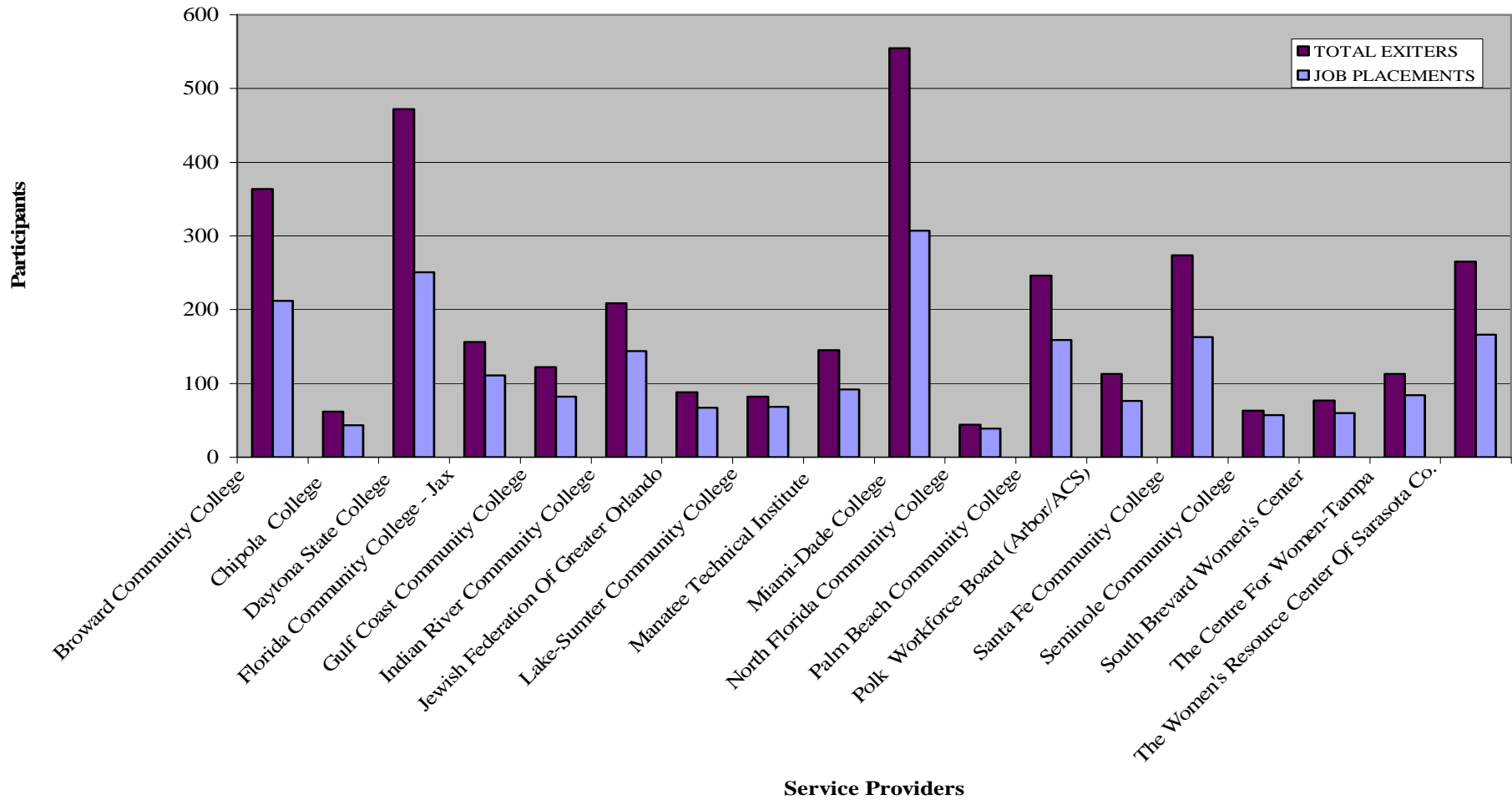
DISPLACED HOMEMAKER PROGRAM
PY 2006-2008 Program Exiters, Job Placements and Job Retention at 3-months, 6-months and 9-months

SERVICE PROVIDER	TOTAL EXITERS	JOB PLACEMENTS	JOB RETENTION 3- MONTHS	JOB RETENTION 6- MONTHS	JOB RETENTION 9- MONTHS
Broward Community College	364	212	72	68	59
Chipola College	62	43	27	22	21
Daytona State College	472	251	127	99	81
Florida Community College - Jax	156	111	76	57	49
Gulf Coast Community College	122	82	61	34	32
Indian River Community College	209	144	105	71	46
Jewish Federation Of Greater Orlando	88	67	44	35	1
Lake-Sumter Community College	82	68	42	11	10
Manatee Technical Institute	145	92	51	47	40
Miami-Dade College	555	307	225	143	92
North Florida Community College	44	39	28	20	17
Palm Beach Community College	246	159	101	74	65
Polk Workforce Board (Arbor/ACS)	113	76	48	33	26
Santa Fe Community College	274	163	68	55	41
Seminole Community College	63	57	28	24	20
South Brevard Women's Center	77	60	20	8	6
The Centre For Women-Tampa	113	84	70	56	48
The Women's Resource Center Of Sarasota Co.	265	166	113	96	80
Program Totals	3571	2182	1307	953	734

Data Source: Florida Education and Training Placement Information Program (FETPIP)

**DISPLACED HOMEMAKER PROGRAM
PY 2006-2008 Program Exitters and Job Placements**

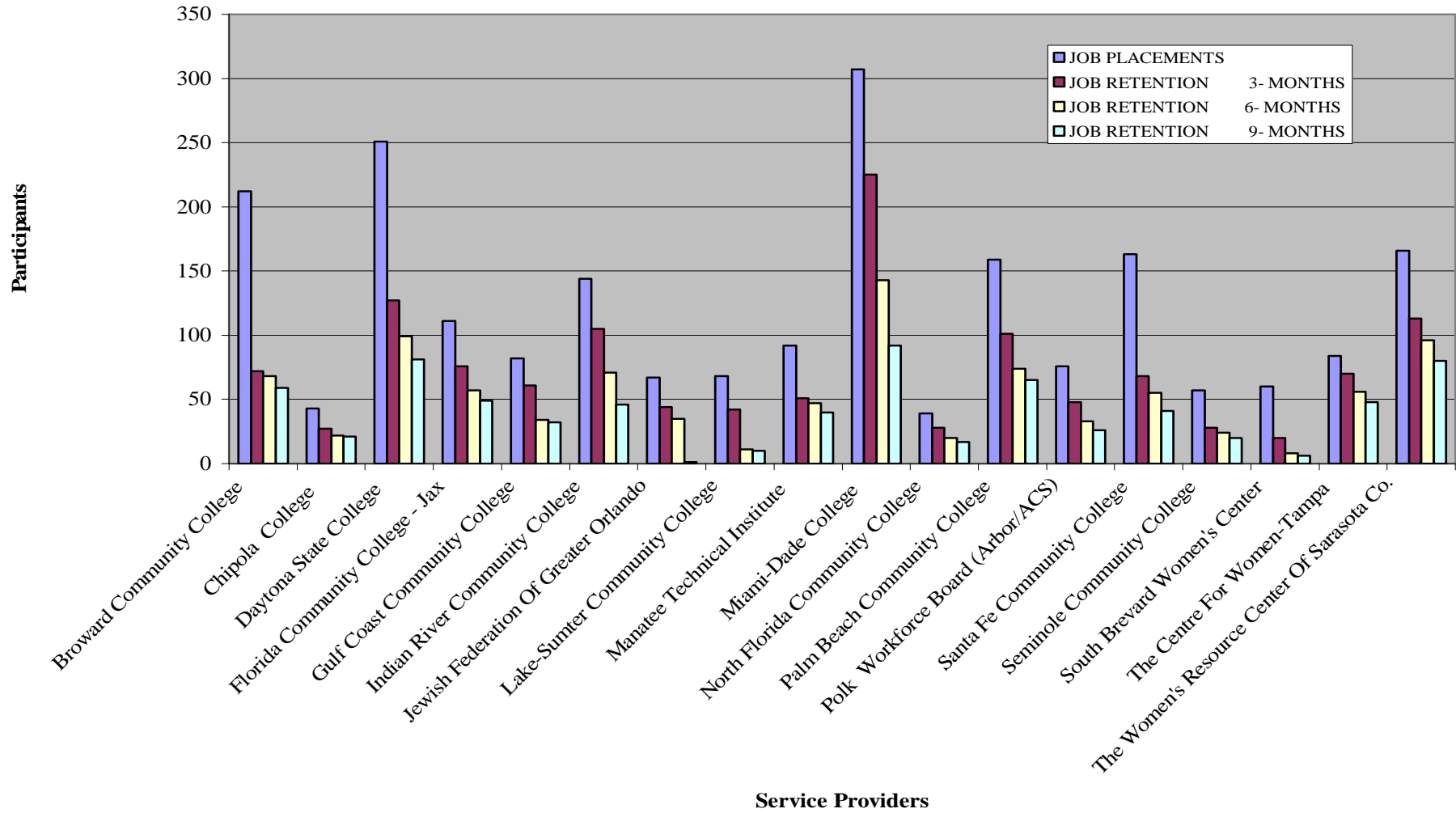
**Displaced Homemaker Program
Exitters/ Placements**



Data Source: Florida Education and Training Placement Information Program (FETPIP)

**DISPLACED HOMEMAKER PROGRAM
Job Retention at 3-months, 6-months and 9-months**

**Displaced Homemaker Program
Job Retention**



Data Source: Florida Education and Training Placement Information Program (FETPIP)