

#	Area	Project	Status
1.	Infrastructure	Cloud Migration	In Progress and on schedule. Various migration activities ongoing to transfer data and applications from on-premise hardware to a cloud-based environment. See Cloud Migration (C2C) Operational Work Plan.
2.		Cloud Application Performance Management	Not started and schedule is delayed due to project management staffing shortages. Originally forecasted to start in January 2022; the updated start date is July 2022.
3.	Software - Architecture Modernization	SDLC DevOps	In progress. Delays due to labor market staffing shortages for IT services continue to impact target completion date. Onboarded one technical writer; procurement of an additional technical writer as well as a DevOps Engineer ongoing to mitigate this risk. See SDLC DevOps Operational Work Plan.
4.		.NET & ORM Upgrade	In progress and on schedule. See .NET & ORM Upgrade Operational Work Plan.
5.		Rules Engine	In progress. Requirements gathering, market analysis, and scope development underway.
6.		SOA and API Layer	In progress. Requirements gathering, market analysis, and scope development underway.
7.		RA Help Center	Project has been closed out.
8.	Software - Procurement	Strategic Planning Office (SPO)	In progress and on schedule.
9.		Oversight (IV&V)	In progress and on schedule.
10.		System and Software Integration (SSI)	Contract executed with Peraton in April 2022 for SSI services.
11.	Software – Incremental CX/UX Mobile Responsive Software Transformation, including Business Process Optimization	BPO & Initial Claims	In progress and on schedule. Activities scheduled to commence October 2022. See Business Process Optimization Operational Work Plan.
12.		BPO & Core Claims / Claim Status	In Progress and on schedule. First three deliverables accepted. See Business Process Optimization Operational Work Plan.
13.		BPO & Continued Claims	In Progress and on schedule. First three deliverables accepted. See Business Process Optimization Operational Work Plan.
14.		BPO & Employers and other TPAs	In Progress and on schedule. Activities scheduled to commence October 2022. See Business Process Optimization Operational Work Plan.
15.	Data and Analytics	Data Warehouse	Project has been closed out.
16.		Reporting	In Progress and on schedule. 24 federal reports generated and submitted to/accepted by USDOL since project launch. Nine reports have been developed and are being tested/validated. See Reporting Operational Work Plan.
17.		Archival and Purge	Not started and on schedule. Forecasted start July 2022

#	Area	Project	Status
18.		Master Data Management and Interoperability	In Progress and on schedule. Schedule revisions completed to align with System and Software Integration procurement.
19.	Security	Security Architecture Review	In Progress. Delayed due to labor market staffing shortages with slight impact to Systems and Software Integrator and overall roadmap schedule. Transitioned from staff augmentation to outsourced project. Contract executed in May 2022. See Security Architecture Review Operational Work Plan.
20.		Identity Management and User Authentication	In Progress and on schedule. Split into three phases: 1) Claimants – deployed 8/27/2021-9/2/2021 2) Employers and TPAs 3) Staff See Identity and Access Management Operational Work Plan.
21.		Security Architecture Audit	Not started and on schedule. Forecasted start January 2023.

Are there any scope changes?

There are no scope changes this reporting period.

Is the project currently within budget?

The project is currently under budget.

Do you expect the project to remain within budget?

Yes

If the project is not on schedule, briefly explain why and what the agency is doing to bring the project back on schedule.

1. A national staffing challenge for specialized professionals has resulted in extended vacancies and high turnover in key positions, especially for the following positions: developer analyst, business analyst, quality assurance analyst, application architect, DevOps engineer, enterprise architect, database administrator, STRIIM developer – ADA, and project managers. This staffing challenge has delayed activities in the SDLC DevOps project, Security Architecture Review project, Reporting project, and Cloud Migration project.

The Reemployment Assistance Modernization Program’s IV&V vendor has classified delays in securing Program resources as a high risk. The Department’s has taken the following actions to mitigate this issue.

- The Department will initiate a proactive outreach campaign in May 2022 with vendors that provide staff augmentation services to promote transparency about the Department’s needs and respond to current labor market trends.
- The Department continues to offer flexibilities for remote work and competitive pay, as needed. The Department is offering full-time remote work for critical IT positions to help promote hiring and retention.
- The Department continues to include required staffing in its procurements. The Strategic Planning Office has provided and continues to provide project management resources to address a critical need for program and project management services, which has alleviated some workload on specialized staff and provided for greater focus and project tracking for several key projects.

- The Department has transitioned its approach from procuring exclusively for staff augmentation resources to procuring for services and staffing. The Security Architecture Review project was initially forecast to be complete by December 2021; however, because of the current labor market, the Department was unable to staff and initiate the project. The Department issued a procurement for both services and staffing in December 2021 to help mitigate this issue and anticipates contract execution will take place in early May 2022.
 - The Department is leveraging a resource capacity analysis tool to better understand where existing resources are over-committed and to help identify the most critical vacancies to be filled. The Department has also developed a detailed resource capacity plan to forecast any upcoming critical vacancies to be filled. This information helps focus the Department's recruitment efforts to help prevent schedule slippage due to staffing constraints.
2. Procurement-related activities that were not accounted for in the initial forecasted timeline for the Reemployment Assistance Modernization Program have impacted project schedules for the Security Architecture Review project and the System and Software Integration project, which also includes the Rules Engine, SOA and API Layer, and Master Data Management and Interoperability projects. Additionally, the timeline to develop detailed requirements for procurements that were either not originally accounted for in the ISF Roadmap or underwent a scope change was not accounted for when the ISF Report was developed. Finally, lengthier than anticipated contract negotiation periods to incorporate provisions requested by contractors were not contemplated when the initial ISF Roadmap was developed.

The Reemployment Assistance Modernization Program's IV&V vendor has classified these procurement-related delays as either a high or medium risk. The Department has taken the following actions to mitigate these issues.

- Executed contracts for Systems and Software Integration (April 2022) and Security Architecture Review (May 2022) services.
 - Evaluated and implemented change requests to realign the original Program timeline provided in the ISF Final Report to reflect date changes brought about by these additional necessary procurement-related activities.
 - Ensure the Department's Vendor Core Contract is included in solicitation documents.
3. Compliance with federal regulations, especially when there is little guidance for implementation, has impacted project progress in certain scenarios. Guidance regarding federal tax information and the types of employees that can access systems that store it, for example, has challenged the Department and further complicated its staffing constraints.

To help mitigate this issue, the Department continues to actively engage other states and participate in facilitated discussions with the National Association of State Workforce Agencies to share ideas, best practices, and suggestions for how the federal government can support states that are seeking additional clarity.

While the overall roadmap schedule's forecasted end date has not yet been affected, the Department anticipates continued delays in these key areas will impact the target completion date for these projects and could impact the overall Program timeline.

Major Project Tasks and Activities Accepted or In Progress this Reporting Period

- [Infrastructure] Cloud Migration
 - The Department completed the Requirements Traceability Matrix (RTM) for this project. An RTM allows for thorough and accurate testing by developing a list of requirements that detail how a system or technology should perform. Testers will use this RTM to confirm the System is performing as expected as it is migrated to the cloud.

- The Department completed the first phase of data migration into a development system that supports testing. Migrating data into a development system creates a testing environment that allows staff to conduct user acceptance testing before deploying any changes in the System.
- The Department completed its statement of work for OpenText Exxtreme software. This will facilitate the migration of data and applications currently stored on-premises into a cloud-hosted environment. Migrating these elements into a cloud-hosted environment supports System scalability and availability.
- The Department is reviewing for compliance a draft of the proposed contract amendment for the Digital Appeals Recording Solution (DARS), which includes the requirement to migrate the technology from an on-premise hosted environment to a cloud-hosted environment.
- The Department continued working to migrate its existing databases into the cloud. Migrating these elements into a cloud-hosted environment supports System scalability and availability. It is anticipated this effort will be complete in early May 2022.
- [Infrastructure] Cloud Application Performance Management
 - No change from the previous reporting period. This project is currently forecast to start in July 2022.
- [Software] SDLC DevOps
 - The Department continues to advertise for a DevOps Engineer, which will support integration of the DevOps environment with the Reemployment Assistance Claims and Benefits Information System. This will sync the System's testing environment and cross-reference requirements with test results. It will also develop an audit trail that can be used to reference changes made to the System over time.
- [Software] .NET and ORM Upgrade
 - The Reemployment Claims and Benefits Information System application's .NET framework is being upgraded from version 4.0 to version 4.8. This technology upgrade ensures the latest enhancements are applied to the System. Testing is complete and deployment is scheduled to be complete in June 2022.
 - The Reemployment Claims and Benefits Information System's Fraud Initiative Rules and Rating Engine (FIRRE) application is being upgraded from version 4.5 to version 4.8. System testing was complete in March 2022. During this period, the Department implemented code changes as part of its regularly scheduled System enhancement schedule. Deployment of this technology upgrade is forecasted to be complete in June 2022.
 - The Reemployment Claims and Benefits Information System application's Object Relational Mapping (ORM) software is being updated from version 3.5 to version 5.8. In this reporting period, the LLBLGEN layer, which connects the database and the System, completed testing for all 66 applications ahead of schedule. Deployment of these applications within the LLBLGEN layer will continue and is forecast to be complete in October 2022.
- [Software] Rules Engine
 - To support the procurement writing efforts that will be provided by the System and Software Integration vendor, the Department developed preliminary requirements and began evaluating all business rules that currently dictate how the System performs and the Reemployment Assistance program is administered. As part of the evaluation, staff will prioritize a subset of rules that will be deployed in a Rules Engine product to provide maximum benefit to all System users. This evaluation will also facilitate a defined scope for the project.
- [Software] SOA and API Layer
 - This reporting period, the Department increased collaboration with the Florida Digital Service to learn more about the state enterprise solution for integrating large, multi-component information technology systems, which could potentially serve the modernization Program's technology needs for this project.

The Department continues to work with its SSI vendor to assess the needs of the modernized System to determine the most appropriate integration platform.

- [Software] Reemployment Assistance Help Center
 - This project was completed in December 2021. The Reemployment Assistance Help Center will undergo additional enhancements through continuous modernization efforts to improve internal workflows that ensure users' claims are processed timely.
- [Planning, Coordination, and Oversight] Strategic Planning Office
 - The Strategic Planning Office (SPO) continues to provide overall Program and project management support. This reporting period, the SPO completed building out resource and capacity management and planning in ServiceNow to better understand the Program's staffing needs.
 - The SPO continues to work with project managers to adopt ServiceNow to manage project budgets and monthly spending. In the next reporting period, project managers will fully manage project budgets and monthly spending using ServiceNow.
- [Planning, Coordination, and Oversight] Independent Verification and Validation
 - The Department accepted the second Independent Verification and Validation Quarterly Assessment Report this reporting period. This report includes the period beginning January 1, 2022, and ending March 31, 2022, to outline the overall Program risk across a set of risk dimensions and categories.
- [Planning, Coordination, and Oversight] System and Software Integration
 - A contract with Peraton was executed for System and Software Integration services.
- [Software] Business Process Optimization
 - The Department continues to hold bi-weekly workshops to support the development of business and technical requirements that will be used to procure for the Incremental CX/UX Mobile Responsive Software Transformation project. During this reporting period, the Department completed the workshops focused on gathering requirements that reflect how the current System operates for the Continued Claim process. The Department also completed the workshops focused on gathering requirements on how the modernized System should operate for the Core Claims process.
 - The Department accepted the Lessons Learned Collection Process deliverable, which establishes a process to capture, document, and evaluate lessons learned that will support continuous System improvement.
 - The Department accepted the Core Claims To-Be requirements deliverable. To-Be requirements detail the specifications that must be met by the vendor and software solution selected for the Incremental Customer Experience/User Experience Mobile-Responsive Transformation project.
- [Software] Incremental CX/UX Mobile Responsive Software Transformation
 - Core Claims and Claim Status
 - This module is forecast to start in August 2022; however, the Department started identifying and developing requirements for the Core Claims and Claim Status process to support future procurement activities.
 - Continued Claims
 - This module is forecast to start in September 2022.
 - Employers and Third-Party Administrators
 - This module is forecast to start in October 2022.
 - Initial Claims
 - This module is forecast to start in October 2022.
- [Data and Analytics] Data Warehouse
 - This project was completed in January 2022.
- [Data and Analytics] Reporting

- Four additional reports have been fully validated and are now being submitted to the U.S. Department of Labor directly from the Data Warehouse, including the Employment and Training Administration (ETA) 538 Advance Weekly Initial and Continued Claims Report, ETA 203 Characteristics of the Insured Unemployed Report, ETA 9052 Nonmonetary Determination Time Lapse, Detection Date, and ETA 9016 Alien Claims Activity Report. Nine additional reports have been developed and are being tested and validated.
- [Data and Analytics] Archival and Purge
 - In the last reporting period, this project’s schedule was moved up to start in April 2022 from July 2022.
- [Data and Analytics] Master Data Management and Interoperability
 - This project is forecast to start in May 2022.
- [Security] Security Architecture Review
 - Contract execution is delayed due to ongoing contract negotiations. The Department anticipates contract execution will take place in early May.
- [Security] Identity and Access Management
 - The Department has performed preliminary research to identify technology solution options for enterprise-wide Identity and Access Management (IAM).
 - Requirements gathering activities commenced and are being used to refine research efforts to support IAM activities for both staff and employers and TPAs.
- [Security] Security Architecture Audit
 - This project is forecast to start in January 2023.

Procurement Status

COMPLETE

Independent Verification & Validation Request for Quote
 System and Software Integrator Request for Information
 Strategic Planning Office Request for Quote
 Business Process Optimization Request for Quote
 System and Software Integration Request for Quote
 Security Architecture Review Request for Quote



**OPERATIONAL WORK PLAN
FOR
CONNECT TO CLOUD
(C2C)**

**FLORIDA DEPARTMENT OF ECONOMIC OPPORTUNITY
DIVISION OF INFORMATION TECHNOLOGY
AND
DIVISION OF WORKFORCE SERVICES**

FISCAL YEAR 2021-2022

QUARTER 4

PREPARED ON 4/29/2022

TABLE OF CONTENTS

SECTION 1 — OVERALL PROJECT PLAN 3

I. PROJECT CHARTER..... 3

A. SCOPE STATEMENT 3

B. PROJECT OBJECTIVES AND BUSINESS BENEFITS 4

C. CRITICAL SUCCESS FACTORS 4

D. KEY DATES 4

E. MAJOR DELIVERABLES 5

F. MAJOR MILESTONES 6

G. KEY STAKEHOLDERS 6

H. SIGNIFICANT PROJECT ASSUMPTIONS AND CONSTRAINTS 6

II. WORK BREAKDOWN STRUCTURE 7

III. PROJECT ORGANIZATION AND METHODOLOGY 18

A. PROJECT ORGANIZATIONAL CHART 18

B. PROJECT ROLES AND RESPONSIBILITIES 19

C. PROJECT MANAGEMENT METHODOLOGY 20

IV. BUSINESS PROCESS ORGANIZATIONAL CHANGE MANAGEMENT PLAN 21

V. PROJECT RISK MANAGEMENT PLAN 21

VI. CAPACITY PLAN 23

SECTION 1 — OVERALL PROJECT PLAN

I. Project Charter

The Reemployment Assistance Claims and Benefits Information System (System) and supporting middleware software is currently deployed on physical, on-premises servers managed exclusively in-house. Most of the physical infrastructure is from the original go-live in 2013, is at the end of its life cycle, and is due for replacement by 2020. As the Department of Economic Opportunity (DEO) continues to assess and develop an understanding for choosing, managing, governing, and securing cloud services and tools; the realization is that cloud computing is the foundation that enables Workforces Services to transform, differentiate, and continuously improve.

A cloud first strategy plays a central role in next-generation business initiatives. These initiatives include digital business transformation, automation, and Artificial Intelligence (AI). Cloud computing offers enhanced disaster recovery and high availability, optimized operations and maintenance costs, and built-in scalability.

As part of the modernization initiatives, DEO is undertaking a project to complete the planning for remaining migration, readiness activities, and migration of Reemployment Assistance infrastructure from the State Data Center and Winter Haven Disaster Recovery sites, as well as moving the System to a Cloud Service Provider using an IaaS hosting model. Included within the migration project is an improved document storage solution and the transition to a cloud-based IVR solution. Once the migration is completed, focus on assessment of additional, long term, cloud costs, performance, and maintainability considerations such as utilization of pay-as-you-go models, and potential utilization of Platform as a Service (PaaS) as the long-term development and delivery model.

A. Scope Statement

Complete planning for remaining migration, readiness activities, and migrate Reemployment Assistance infrastructure from the State Data Center and Winter Haven Disaster Recovery (DR) sites, as well as moving the System to a Cloud Service Provider using an IaaS hosting model; implement an improved document and generation management solution; transition to a cloud-based IVR solution.

B. Project Objectives and Business Benefits

Project Objective	Business Benefit
Complete migration plan and all application and database layer remediation and readiness modifications	<ul style="list-style-type: none"> Mitigate technical risks and unknowns associated with migration
Migrate all System infrastructure to the Cloud using an IaaS hosting model	<ul style="list-style-type: none"> Cloud deployment and delivery models offer on demand resource acquisition and auto-scaling. Cloud deployment and delivery models reduce or eliminate Cap-Ex and offer pay-as-you-go Op-Ex resource costs Cloud deployment and delivery models provide cost and operational efficiencies
Determine and implement improvements to document storage and workflow in IaaS (<i>FileNET, content management which includes in BRAVA functionality and document management system</i>)	<ul style="list-style-type: none"> Cloud deployment and delivery models provide cost and operational efficiencies
Determine and implement improved document management solution and select and implement IVR solutions in IaaS	<ul style="list-style-type: none"> Cloud deployment and delivery models provide cost and operational efficiencies

C. Critical Success Factors

- Migration of all System infrastructure to an IaaS hosting model
- Implementation of improved document storage and workflow solutions
- Implementation of improved document management solution
- Upgrade IVR solution in IaaS
- DR cloud migration solution and DR Plan
- Contingency Plan for non-cloud ready applications

D. Key Dates

Key Date	Importance and Relevance to the Project
November 10, 2021	Cloud Migration – Connect to Cloud Kick-Off
November 15, 2021	2021 Special Session begins – potential for legislative impacts
November 19, 2021	2021 Special Session ends – potential for legislative impacts
November 18, 2021	IVR – Kick-Off
November 30, 2021	ULA Vendor under contract / PO issued
December 2, 2021	FileNet RFQ submitted for Bid (<i>package pulled</i>)
December 17, 2021	FileNet Proposals Due (<i>package pulled</i>)
December 26, 2021	Data Intensity Contract Executed

Key Date	Importance and Relevance to the Project
December 27, 2021	Fairfax Proposal Received (<i>package pulled</i>)
January 2, 2022	Oracle Upgrade from 12 to 19C Complete
January 11, 2022	2022 Session begins – potential for legislative impacts
January 27, 2022	FileNet Change in Approach
February 1, 2022	Data Intensity / Database Migration Kick-Off
March 11, 2022	2022 Session ends – potential for legislative impacts
May 9, 2022	.NET Upgrade
May 9, 2022	Database Migration
October 1, 2022	Object Relational Model
June 30, 2022	GTS / IVR Go Live
June 30, 2022	Phase I - FileNet Lift and Shift
September 30, 2022	Full System Testing
October 28, 2022	Interfaces
December 31, 2022	DARS
December 31, 2022	Phase II - FileNet

E. Major Deliverables

Major Deliverable	Deliverable Description
Upgrade Network	Implement Palo Alto Firewalls
Oracle Upgrade	Oracle upgrade from 12 to 19C
IBM FileNET Upgrade	Upgrade to latest version 5.5.7
Remediate IBM FileNet	Move workflow and document management functionality to native cloud-based application
Object Relational Model	Upgrade to latest version and migrate to Azure environment
Database Migration	Migrate Oracle and SQL Databases to Azure environment
Application	Complete necessary refactoring and upgrade .NET framework from 4.0 to 4.6 and migrate to Azure environment
Active Directory	Complete deployment of AD in IaaS
Contact Center / IVR	Replace IVR system with cloud-based market leader
Defect Tracking and Load Runner	Upgrade/migrate HP ALM to Azure environment and implement Load Runner Cloud SaaS solution
Correspondence	Upgrade OpenText Blazon version and migrate to Azure environment; explore native cloud-based solutions to integrate Brava Viewer
Interfaces	Migrate SFTP server to Azure environment
Batch Management	Complete upgrade and migration of the UC4 servers to Azure environment
Testing Data Management	Select and implement COTS product

F. Major Milestones

	Major Milestone	Milestone Description
1.	Execution of Vendor Contracts	Execution of multiple vendor contracts vital for the success of the project
2.	Network Upgrade	Implement Palo Alto Firewalls
3.	Oracle Upgrade	Upgrade to the latest version 19C
4.	IBM FileNET Upgrade	Upgrade to latest version 5.5.7
5.	Contact Center / IVR	Upgrade IVR to a cloud-based system
6.	Database Migration	Migrate 66 application servers VM's

G. Key Stakeholders

Key Stakeholder	Project Interest
Dane Eagle	Secretary, Department of Economic Opportunity
Adrienne Johnston	Deputy Secretary, Workforce Services, DEO
Ed Wynn	Chief Information Officer, DEO
Allyce Moriak	Chief Financial Officer, DEO
Citizens of Florida	Potential System users

H. Significant Project Assumptions and Constraints

Project Assumptions

- All identified funding is available.
- The identified system requirements are correct and complete.
- The assigned IT resources possess relevant knowledge and skills to complete the identified tasks.
- Members of the project team will have access to the necessary tools, hardware, and materials necessary to complete the identified tasks.
- All relevant stakeholders will attend required status meetings. However, there may be instances where some stakeholders are unavailable to attend.
- The project sponsor will be responsive and prepared to make decisions regarding the project cost, scope, and schedule.
- Key contracts are sequenced in relation to the project schedule.

Project Constraints

- SMEs are over allocated to this, other Reemployment Assistance projects, and regular business activities.
- DEO continues to be challenged with securing staff augmentation resources.

- FileNet Phase 2 quote from Fairfax was too high and the length would extend this project by 18 months. We are working on a different solution / option.

II. Work Breakdown Structure

Task Name	Duration	Start	Finish
Initiation Risk & Complexity Assessment - FINAL - Cat 2	0.25 days	Mon 11/15/21	Mon 11/15/21
Planning Risk & Complexity Assessment - FINAL - Cat 2	0.25 days	Mon 1/10/22	Mon 1/10/22
Deliverable: Project Charter	10 days	Mon 10/11/21	Fri 10/22/21
Develop Project Charter	8 days	Mon 10/11/21	Wed 10/20/21
Review/Update Project Charter	0.5 days	Thu 10/21/21	Thu 10/21/21
Approve Project Charter	1 day	Fri 10/22/21	Fri 10/22/21
Project Kickoff Meetings	78.25 days	Wed 11/3/21	Mon 2/21/22
Connect to Cloud Kick-Off	6 days	Wed 11/3/21	Wed 11/10/21
Prepare presentation	6 days	Wed 11/3/21	Wed 11/10/21
Schedule Kickoff meeting	0.13 days	Fri 11/5/21	Fri 11/5/21
Conduct Kickoff meeting	0.25 days	Wed 11/10/21	Wed 11/10/21
Database Migration Kick-Off	21 days	Tue 1/4/22	Tue 2/1/22
Prepare presentation	1 day	Tue 1/4/22	Tue 1/4/22
Schedule Kickoff meeting	1 day	Tue 1/4/22	Tue 1/4/22
Conduct Kickoff meeting	1 day	Tue 2/1/22	Tue 2/1/22
IVR / GTS Kick-Off	8 days	Tue 11/9/21	Thu 11/18/21
Prepare presentation	1 day	Tue 11/9/21	Tue 11/9/21
Schedule Kickoff meeting	1 day	Tue 11/9/21	Tue 11/9/21
Conduct Kickoff meeting	1 day	Thu 11/18/21	Thu 11/18/21
FileNet Kick-Off	0.25 days	Mon 2/21/22	Mon 2/21/22
Prepare presentation	0.13 days	Mon 2/21/22	Mon 2/21/22
Schedule Kickoff meeting	0.13 days	Mon 2/21/22	Mon 2/21/22
Conduct Kickoff meeting	0.25 days	Mon 2/21/22	Mon 2/21/22
Initiation Phase complete	0 days	Mon 11/15/21	Mon 11/15/21
Conduct Lessons Learned Meeting	2 days	Fri 10/1/21	Mon 10/4/21
Schedule Lessons Learned meeting	2 days	Fri 10/1/21	Mon 10/4/21

Conduct Lessons Learned meeting	0.77 days	Mon 10/4/21	Mon 10/4/21
Record Lessons Learned	1 day	Mon 10/4/21	Mon 10/4/21
Procurement	195 days	Mon 10/4/21	Fri 7/1/22
Oracle ULA / Mythics	42 days	Mon 10/4/21	Tue 11/30/21
FileNet	89 days	Tue 3/1/22	Fri 7/1/22
DB Migration / Data Intensity	43 days	Thu 10/28/21	Mon 12/27/21
IVR / GTS	26 days	Mon 10/4/21	Mon 11/8/21
Planning	173.75 days	Tue 9/7/21	Fri 5/6/22
Connect to Cloud - Resource Plan	1.13 days	Fri 10/22/21	Mon 10/25/21
Develop Resource Plan	0.25 days	Fri 10/22/21	Fri 10/22/21
Review/Update Resource Plan	0.25 days	Fri 10/22/21	Fri 10/22/21
Approve Resource Plan	0.13 days	Mon 10/25/21	Mon 10/25/21
Resource Plan Complete	0 days	Mon 10/25/21	Mon 10/25/21
Database Migration - Resource Plan	3.13 days	Tue 1/18/22	Fri 1/21/22
Develop Resource Plan	0.25 days	Tue 1/18/22	Tue 1/18/22
Review/Update Resource Plan	0.25 days	Wed 1/19/22	Wed 1/19/22
Approve Resource Plan	1 day	Thu 1/20/22	Thu 1/20/22
Resource Plan Complete	0.13 days	Fri 1/21/22	Fri 1/21/22
IVR / GTS - Resource Plan	2 days	Tue 11/16/21	Wed 11/17/21
Develop Resource Plan	0.25 days	Tue 11/16/21	Tue 11/16/21
Review/Update Resource Plan	0.25 days	Tue 11/16/21	Tue 11/16/21
Approve Resource Plan	1 day	Wed 11/17/21	Wed 11/17/21
Resource Plan Complete	0.13 days	Wed 11/17/21	Wed 11/17/21
FileNet - Resource Plan	1 day	Mon 2/21/22	Mon 2/21/22
Develop Resource Plan	1 day	Mon 2/21/22	Mon 2/21/22
Review/Update Resource Plan	1 day	Mon 2/21/22	Mon 2/21/22
Approve Resource Plan	1 day	Mon 2/21/22	Mon 2/21/22
Resource Plan Complete	1 day	Mon 2/21/22	Mon 2/21/22

Connect to Cloud Deliverable: Project Schedule	4.13 days	Mon 10/18/21	Fri 10/22/21
Prepare Work Breakdown Structure	0.5 days	Mon 10/18/21	Mon 10/18/21
Develop Project Schedule	2 days	Tue 10/19/21	Wed 10/20/21
Review/Update Project Schedule	0.25 days	Thu 10/21/21	Thu 10/21/21
Approve Project Schedule	0.13 days	Fri 10/22/21	Fri 10/22/21
Project Schedule complete	0 days	Fri 10/22/21	Fri 10/22/21
Database Migration Deliverable: Project Schedule	2 days	Thu 2/3/22	Mon 2/7/22
Prepare Work Breakdown Structure	0.25 days	Thu 2/3/22	Thu 2/3/22
Develop Project Schedule	0.38 days	Thu 2/3/22	Thu 2/3/22
Review/Update Project Schedule	0.5 days	Fri 2/4/22	Fri 2/4/22
Approve Project Schedule	0.25 days	Fri 2/4/22	Fri 2/4/22
Project Schedule complete	0 days	Mon 2/7/22	Mon 2/7/22
IVR / GTS Deliverable: Project Schedule	34 days	Fri 10/29/21	Wed 12/15/21
Prepare Work Breakdown Structure	1 day	Tue 11/16/21	Tue 11/16/21
Develop Project Schedule	2 days	Wed 11/17/21	Thu 11/18/21
Review/Update Project Schedule	3 days	Fri 11/19/21	Tue 11/23/21
Submit Project and Sub Project Plans	33 days	Fri 10/29/21	Tue 12/14/21
Approve Project Schedule	1 day	Wed 12/15/21	Wed 12/15/21
Project Schedule complete	0 days	Wed 12/15/21	Wed 12/15/21
FileNet Deliverable: Project Schedule	0.25 days	Mon 2/21/22	Mon 2/21/22
Prepare Work Breakdown Structure	0.25 days	Mon 2/21/22	Mon 2/21/22
Develop Project Schedule	0.25 days	Mon 2/21/22	Mon 2/21/22
Review/Update Project Schedule	0.13 days	Mon 2/21/22	Mon 2/21/22
Approve Project Schedule	0.13 days	Mon 2/21/22	Mon 2/21/22
Project Schedule complete	0 days	Mon 2/21/22	Mon 2/21/22
Deliverable: Project Management Plan	30 days	Mon 10/25/21	Fri 12/3/21
Develop Project Management Plan	10 days	Mon 10/25/21	Fri 11/5/21
Review/Update Project Management Plan	5 days	Mon 11/15/21	Fri 11/19/21
Approve Project Management Plan	4 days	Tue 11/30/21	Fri 12/3/21

Project Management Plan complete	0 days	Fri 12/3/21	Fri 12/3/21
Deliverable: Project Budget	61 days	Tue 9/7/21	Tue 11/30/21
Prepare Project Budget	14 days	Tue 9/7/21	Fri 9/24/21
Review/Update Project Budget	57 days	Mon 9/13/21	Tue 11/30/21
Approve Project Budget	3 days	Mon 11/22/21	Wed 11/24/21
Project Budget complete	0 days	Mon 11/29/21	Mon 11/29/21
Deliverable: Project Spending Plan	154.75 days	Mon 10/4/21	Fri 5/6/22
Prepare a Project Spending Plan	154.75 days	Mon 10/4/21	Fri 5/6/22
Review/Update Project Spending Plan	144.75 days	Mon 10/18/21	Fri 5/6/22
Approve Project Spending Plan	139.75 days	Mon 10/25/21	Fri 5/6/22
Project Spending Plan complete	0 days	Mon 10/25/21	Mon 10/25/21
Conduct Lessons Learned Meeting	2 days	Fri 10/1/21	Mon 10/4/21
Schedule Lessons Learned meeting	1 day	Fri 10/1/21	Mon 10/4/21
Conduct Lessons Learned meeting	0.35 days	Mon 10/4/21	Mon 10/4/21
Record Lessons Learned	1 day	Mon 10/4/21	Mon 10/4/21
Project Management Plan	6.13 days	Mon 10/18/21	Tue 10/26/21
Organizational and Governance Structure	0.25 days	Mon 10/18/21	Mon 10/18/21
Resource Plan	0.25 days	Mon 10/18/21	Mon 10/18/21
Schedule Management Plan	0.25 days	Tue 10/19/21	Tue 10/19/21
Quality Assurance	0.25 days	Thu 10/21/21	Thu 10/21/21
Procurement Management	0.25 days	Thu 10/21/21	Thu 10/21/21
Spend Plan	0.25 days	Mon 10/25/21	Mon 10/25/21
Leasons Learned	0.25 days	Mon 10/25/21	Mon 10/25/21
PMP Approved	0.13 days	Tue 10/26/21	Tue 10/26/21
Planning Phase complete	0 days	Thu 2/24/22	Thu 2/24/22
Execution	469 days	Tue 9/7/21	Fri 6/23/23
Prepare Operations and Maintenance Plan (only required for Level 2-4 projects)	11 days	Thu 6/1/23	Thu 6/15/23

Required Project Development	36 days	Mon 10/4/21	Mon 11/22/21
C2C Tasks	342.48 days	Tue 9/7/21	Thu 12/29/22
Azure Training	140.75 days	Mon 10/4/21	Mon 4/18/22
Azure Training Complete	140.75 days	Mon 10/4/21	Mon 4/18/22
Oracle 19c Upgrade	38 days	Wed 12/1/21	Fri 1/21/22
GOV Cloud Services	168 days	Thu 10/7/21	Tue 5/31/22
Software Licenses	12 days	Mon 11/15/21	Wed 12/1/21
Setup Network Layout	12 days	Mon 11/15/21	Wed 12/1/21
TOP Server Upgrade	168 days	Thu 10/7/21	Tue 5/31/22
AD Server Production	2 days	Thu 10/7/21	Mon 10/11/21
Crystal Report Server Dev/Test	101 days	Mon 1/10/22	Tue 5/31/22
Upgrade OS 2019	43.89 days	Mon 1/10/22	Fri 3/11/22
Validations -TOP Update File	61 days	Mon 3/7/22	Tue 5/31/22
SQL Server UAT Test	14 days	Mon 2/14/22	Fri 3/4/22
SQL Server -Hotfix	139.63 days	Thu 10/7/21	Thu 4/21/22
Visual Studio SSIS Package	10 days	Mon 2/28/22	Mon 3/14/22
Validations TOP Update File	2 days	Mon 3/7/22	Wed 3/9/22
SQL Server Production	12 days	Mon 3/7/22	Wed 3/23/22
SAP Crystal Report Server - Prod	2 days	Mon 3/7/22	Wed 3/9/22
APP Server - Prod	1 day	Mon 2/21/22	Tue 2/22/22
SFTP Server -Prod	1 day	Mon 2/21/22	Tue 2/22/22
SQL Server UAT Complete	139.63 days	Thu 10/7/21	Thu 4/21/22
DEVOPS Environment	66 days	Mon 2/28/22	Tue 5/31/22
Setup Dev Servers	35 days	Fri 3/11/22	Fri 4/29/22
Setup Web Servers	4 days	Mon 3/14/22	Fri 3/18/22
Setup App Servers	43.45 days	Mon 2/28/22	Thu 4/28/22
Azure Scale Set	43.45 days	Mon 2/28/22	Thu 4/28/22
Install App Servers	39 days	Mon 2/28/22	Fri 4/22/22
Setup Oracle Server	14 days	Mon 2/28/22	Fri 3/18/22
Setup SQL Server	1 day	Mon 2/28/22	Tue 3/1/22

Connectivity Established between Web, App, DB and AD works	0 days	Tue 3/1/22	Tue 3/1/22
Setup FileNet Server	1 day	Mon 2/28/22	Tue 3/1/22
Make sure applications test works with FileNet	40 days	Fri 3/4/22	Fri 4/29/22
Setup UC4 server	44 days	Mon 2/28/22	Fri 4/29/22
Setup of UCF Batch Scheduling App	44 days	Mon 2/28/22	Fri 4/29/22
UC4 Support Purchase	44 days	Mon 2/28/22	Fri 4/29/22
Setup CONNECT Batch List (Dependent on UC4 being done)	43 days	Tue 3/1/22	Fri 4/29/22
UC4 Testing with Connect Complete	40 days	Fri 3/4/22	Fri 4/29/22
Setup QAS server	34 days	Mon 3/7/22	Fri 4/22/22
QAS testing with Connect Complete	31 days	Thu 3/10/22	Fri 4/22/22
Setup the Crystal Report Server	33 days	Tue 3/8/22	Fri 4/22/22
Crystal Report Testing with Connect Complete	0 days	Mon 3/14/22	Mon 3/14/22
Setup the Autocoder server	3 days	Wed 3/9/22	Mon 3/14/22
DevOps ENV Complete	66 days	Mon 2/28/22	Tue 5/31/22
03-SDLC Dev Ops: Migrate current work from TFS to DevOps	1 day	Fri 4/29/22	Mon 5/2/22
PreProd Environment	41 days	Mon 4/4/22	Tue 5/31/22
Setup Active Directory servers	1 day	Mon 4/4/22	Tue 4/5/22
Setup Web servers	34 days	Mon 4/4/22	Fri 5/20/22
Setup App Servers	34 days	Mon 4/4/22	Fri 5/20/22
Setup Oracle server	10 days	Mon 4/4/22	Mon 4/18/22
Setup SQL Server	14 days	Mon 4/18/22	Fri 5/6/22
Make sure of connectivity from Web, app, DB, servers and AD works	31 days	Thu 4/14/22	Fri 5/27/22
Setup FileNet server	33 days	Thu 4/14/22	Tue 5/31/22
IBM FileNet Phase 1	212.63 days	Tue 9/7/21	Thu 6/30/22
Clone CPE 5.2.1.7 and PE 5.1 in legacy mode for DEV	141.75 days	Mon 10/4/21	Tue 4/19/22
Modify Connect .Net DEV Provider Class for workflows and content.	141.75 days	Mon 10/4/21	Tue 4/19/22
Clone CPE 5.2.1.7 and PE 5.1 in legacy mode for TEST	141.63 days	Mon 10/4/21	Tue 4/19/22
Modify Connect .Net TEST Provider Class for workflows and content.	148.63 days	Mon 10/4/21	Thu 4/28/22
Clone CPE 5.2.1.7 and PE 5.1 in legacy mode for Production	148.63 days	Mon 10/4/21	Thu 4/28/22
Modify Connect .Net Provider Class for workflows and content.	143.63 days	Mon 10/4/21	Thu 4/21/22

Implementation of CYA application on the Production FileNet System in the cloud	148.63 days	Mon 10/4/21	Thu 4/28/22
Cut over items for GO LIVE	148.63 days	Mon 10/4/21	Thu 4/28/22
Content Migration	193.63 days	Mon 10/4/21	Thu 6/30/22
FileNet Phase 1 Complete	193.63 days	Tue 9/7/21	Fri 6/3/22
FileNet Phase 2	323 days	Mon 10/4/21	Thu 12/29/22
Develop SOW for FileNet Resource	141.75 days	Mon 10/4/21	Wed 4/20/22
Develop SOW for Competitive Vendor Bid	1 day	Mon 5/2/22	Mon 5/2/22
3rd Party On Board for FileNet	44 days	Mon 5/2/22	Thu 6/30/22
Develop a Connect Team	15 days	Fri 7/1/22	Thu 7/21/22
Research existing workflow processing to determine what Oracle table design will best represent the DEO environment.	30 days	Thu 7/21/22	Wed 8/31/22
CONNECT UI/UX - Research, outline, update, and test the look and feel of the CONNECT interface.	30 days	Thu 7/21/22	Wed 8/31/22
Outline CONNECT Task-line - Detailed actions and owners	8.52 days	Thu 9/1/22	Tue 9/13/22
Workflow Migration	30.13 days	Thu 9/1/22	Thu 10/13/22
DEV System	54 days	Fri 10/14/22	Thu 12/29/22
Modify Connect .Net DEV UI Connect changes for workflows and content.	10 days	Fri 10/14/22	Thu 10/27/22
Workflow removal	10 days	Fri 10/14/22	Thu 10/27/22
Update FILENET DEV CPE to 5.5.7	19 days	Fri 10/14/22	Wed 11/9/22
General Testing	10 days	Fri 10/14/22	Thu 10/27/22
Conduct UAT for DEV	10 days	Thu 10/27/22	Wed 11/9/22
PreProd (Test)	10 days	Mon 10/17/22	Fri 10/28/22
Modify Connect .Net TEST UI Connect changes for workflows and content.	10 days	Mon 10/17/22	Fri 10/28/22
Workflow removal	10 days	Mon 10/17/22	Fri 10/28/22
Update FILENET TEST CPE to 5.5.7	12.33 days	Tue 11/1/22	Thu 11/17/22
General Testing	10 days	Tue 11/1/22	Mon 11/14/22
Conduct UAT for TEST	7.33 days	Tue 11/8/22	Thu 11/17/22
Update Production	37 days	Tue 11/8/22	Thu 12/29/22
Modify Connect .Net Production UI Connect changes for workflows and content.	7.33 days	Tue 11/8/22	Thu 11/17/22

Workflow removal	10 days	Tue 11/15/22	Mon 11/28/22
Update FILENET PRODUCTION CPE to 5.5.7	20 days	Thu 12/1/22	Thu 12/29/22
General Testing	10 days	Thu 12/1/22	Wed 12/14/22
Conduct UAT for PROD	10 days	Wed 12/14/22	Tue 12/27/22
Lessons Learned	1 day	Wed 12/28/22	Wed 12/28/22
FileNet Project Complete	0 days	Thu 12/29/22	Thu 12/29/22
Data Intensity Database Migration	211.75 days	Tue 9/7/21	Wed 6/29/22
Standby and Non Prod System Migrated	169.63 days	Mon 10/4/21	Tue 5/31/22
TSTELNET	171.75 days	Tue 9/7/21	Wed 5/4/22
Firreprod Standby	170.63 days	Mon 10/4/21	Wed 6/1/22
Firrest	172.63 days	Tue 9/7/21	Thu 5/5/22
Standby and Non Prod System Complete	171.75 days	Tue 9/7/21	Wed 5/4/22
UCF 4 Out for bid	149.75 days	Tue 9/7/21	Mon 4/4/22
Production Migration Complete	192.75 days	Mon 10/4/21	Wed 6/29/22
Disaster Recovery	193.75 days	Tue 9/7/21	Fri 6/3/22
PRODRPRT Migrated	193.75 days	Tue 9/7/21	Fri 6/3/22
DRFLNET Migrated	193.75 days	Tue 9/7/21	Fri 6/3/22
DRFIRRE Migrated	193.75 days	Tue 9/7/21	Fri 6/3/22
DR Production Migration Complete	192.75 days	Tue 9/7/21	Thu 6/2/22
IVR to Cloud (GENESYS)	321.63 days	Tue 9/7/21	Wed 11/30/22
Build Genesys Solutions	321.63 days	Tue 9/7/21	Wed 11/30/22
Deliverable 20 - Build Genesys Cloud Infrastructure and Carrier (Voice) Integration	61.38 days	Fri 12/10/21	Mon 3/7/22
Build Call Routing, Call back, and Reporting	156.13 days	Mon 1/3/22	Tue 8/9/22
Building Call Routing, Call back, and Reporting	156.13 days	Mon 1/3/22	Tue 8/9/22

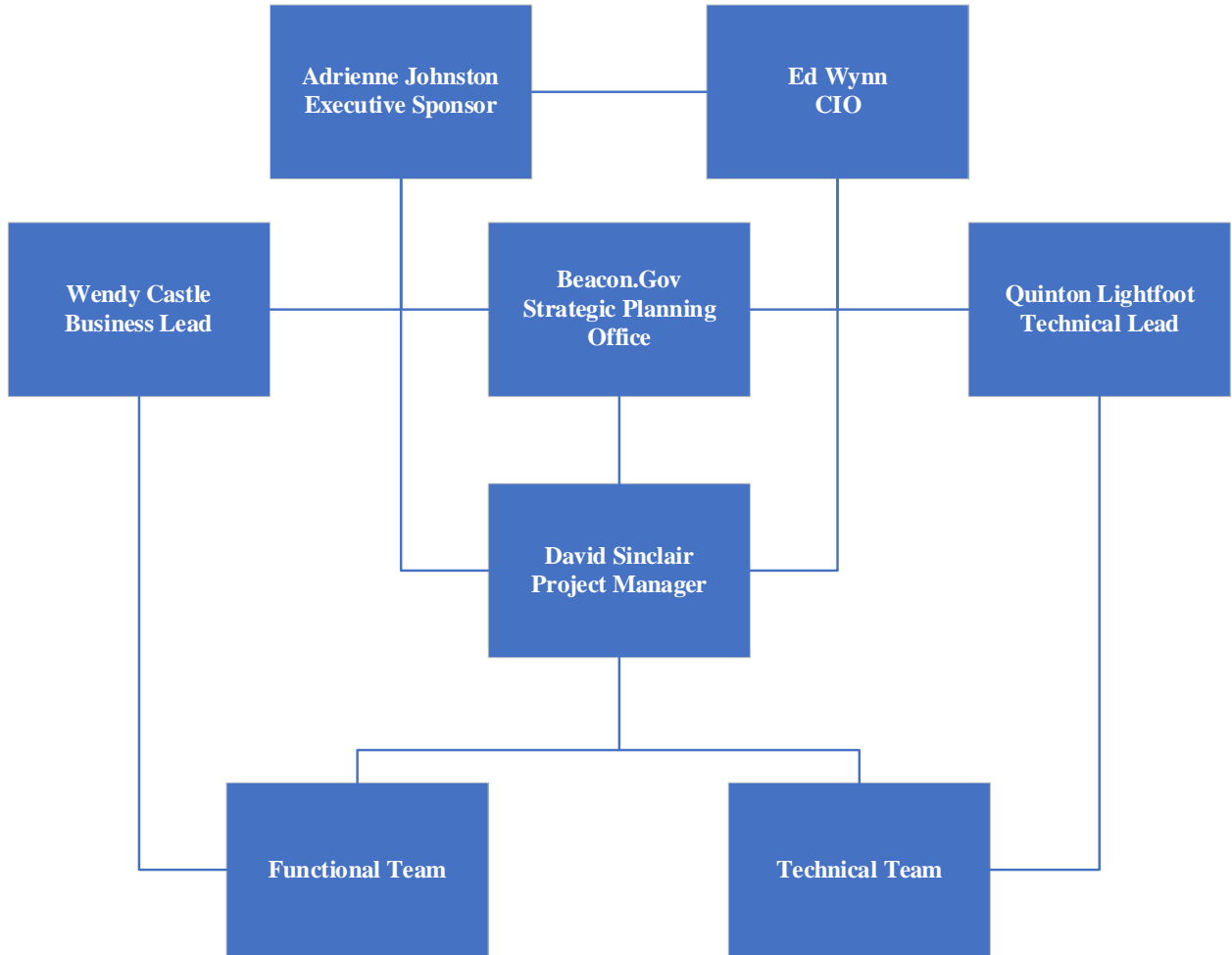
Deliverable 21 - Call Routing, Call back & Reporting Setup (Payment Milestone)	5.5 days	Mon 5/9/22	Mon 5/16/22
Build Digital Solutions (Email)	178.63 days	Tue 9/7/21	Fri 5/13/22
Build Digital Solutions (Email)	65.63 days	Fri 2/11/22	Fri 5/13/22
Deliverable 22 - Digital Solutions - Email and Web Chat (Payment Milestone)	163.75 days	Tue 9/7/21	Fri 4/22/22
Build Self Service IVR Application	185 days	Tue 9/7/21	Mon 5/23/22
Build Self Service IVR	155.63 days	Mon 10/4/21	Mon 5/9/22
Integration, testing, breakfix work related to CONNECT Webservice	10 days	Tue 5/10/22	Mon 5/23/22
Deliverable 23 - Self-Service IVR (Payment Milestone)	169.5 days	Tue 9/7/21	Mon 5/2/22
Build Proactive Notifications	169.5 days	Mon 10/4/21	Fri 5/27/22
Build Proactive Notifications	164.5 days	Mon 10/4/21	Fri 5/20/22
Deliverable 24 - Proactive Notifications (Payment Milestone)	5.5 days	Fri 5/20/22	Fri 5/27/22
Build Quality Assurance	178.5 days	Tue 9/7/21	Fri 5/13/22
Build Quality Assurance	159.5 days	Mon 10/4/21	Fri 5/13/22
Deliverable 25 - Quality Assurance (Payment Milestone)	163.5 days	Tue 9/7/21	Fri 4/22/22
Build Workforce Management	169.75 days	Mon 10/4/21	Fri 5/27/22
Build Workforce Management	164.75 days	Mon 10/4/21	Fri 5/20/22
Deliverable 26 - Workforce Management (Payment Milestone)	5.75 days	Fri 5/20/22	Fri 5/27/22
Genesys Project Complete	321.63 days	Tue 9/7/21	Wed 11/30/22
DARS (GENESYS)	323.48 days	Mon 10/4/21	Thu 12/29/22
SOW Written	143.75 days	Mon 10/4/21	Fri 4/22/22
SOW Compliance	164.75 days	Mon 10/4/21	Fri 5/20/22

SOW Complete	169.63 days	Mon 10/4/21	Fri 5/27/22
Project Kick Off	2 days	Mon 5/30/22	Tue 5/31/22
DARS Project Complete	150.75 days	Wed 6/1/22	Thu 12/29/22
Conduct Lessons Learned Meeting	6 days	Fri 6/16/23	Fri 6/23/23
Schedule Lessons Learned meeting	6 days	Fri 6/16/23	Fri 6/23/23
Conduct Lessons Learned meeting	1 day	Fri 6/23/23	Fri 6/23/23
Record Lessons Learned	1 day	Fri 6/23/23	Fri 6/23/23
Execution Phase complete	320 days	Mon 10/4/21	Fri 12/23/22
UAT Testing - Pre-production	15 days	Mon 5/30/22	Fri 6/17/22
Test Blazon functionality	15 days	Mon 5/30/22	Fri 6/17/22
Test Crystal Reports functionality	15 days	Mon 5/30/22	Fri 6/17/22
Test FileNet functionality	15 days	Mon 5/30/22	Fri 6/17/22
Test UC4 Batch Scheduler functionality	15 days	Mon 5/30/22	Fri 6/17/22
Test OpenText Exstream functionality	15 days	Mon 5/30/22	Fri 6/17/22
Monitoring and Controlling	220 days	Fri 2/25/22	Fri 12/30/22
Manage Project Schedule	219 days	Fri 2/25/22	Wed 12/28/22
Manage Project Costs	219 days	Fri 2/25/22	Wed 12/28/22
Manage Project Scope	219 days	Fri 2/25/22	Wed 12/28/22
Manage Project Risks	219 days	Fri 2/25/22	Wed 12/28/22
Manage Project Issues	219 days	Fri 2/25/22	Wed 12/28/22
Manage Decisions	219 days	Fri 2/25/22	Wed 12/28/22
Manage Action Items	219 days	Fri 2/25/22	Wed 12/28/22
Manage Cybersecurity	217 days	Fri 2/25/22	Mon 12/26/22
Record Lessons Learned	217 days	Fri 2/25/22	Mon 12/26/22
Prepare Regularly scheduled Status Reports	219 days	Fri 2/25/22	Wed 12/28/22
Conduct Regularly scheduled Status Meetings	219 days	Fri 2/25/22	Wed 12/28/22
Monitoring and Controlling Phase Complete	0 days	Fri 12/30/22	Fri 12/30/22
UAT Testing - Production	16 days	Mon 10/3/22	Mon 10/24/22

Test Blazon functionality	16 days	Mon 10/3/22	Mon 10/24/22
Test Crystal Reports functionality	16 days	Mon 10/3/22	Mon 10/24/22
Test FileNet functionality	16 days	Mon 10/3/22	Mon 10/24/22
Test UC4 Batch Scheduler	16 days	Mon 10/3/22	Mon 10/24/22
Test OpenText Exstream	16 days	Mon 10/3/22	Mon 10/24/22
Project Closeout	6 days	12/23/22	Fri 12/30/22
Schedule Project Closeout Meeting	1 day	12/30/22	12/30/22
Deliverable: Project Closeout Report	1 day	12/23/22	12/30/22
Develop Project Closeout Report	1 day	12/23/22	12/26/22
Review/Update Project Closeout Report	1 day	12/28/22	12/28/22
Approve Project Closeout Report	1 day	12/28/22	12/28/22
Project Closeout Report complete	0 days	12/29/22	12/29/22
Conduct Knowledge Transfer	5 days	12/30/22	1/6/23
Conduct Project Closeout meeting	1 day	1/6/23	1/6/23
Closeout Phase complete	0 days	1/6/23	1/6/23
Conduct Lessons Learned Meeting	6 days	1/6/23	1/9/23
Schedule Lessons Learned meeting	1 day	1/6/23	1/6/23
Conduct Lessons Learned meeting	1 day	1/9/23	1/9/23
Record Lessons Learned	1 day	1/9/23	1/9/23

III. Project Organization and Methodology

A. Project Organizational Chart



B. Project Roles and Responsibilities

Project Role	Resource Name	Responsibilities
Executive Sponsor	Adrienne Johnston	<ul style="list-style-type: none"> • Provide guidance on overall strategic direction • Advise the Strategic Planning Office and project manager of risks that may impact the project • Facilitate resolution of significant issues in the project • Review and sign off on key milestones
CIO	Ed Wynn	<ul style="list-style-type: none"> • Provide guidance on overall strategic direction • Advise the Strategic Planning Office and project manager of risks that may impact the project • Facilitate resolution of significant issues in the project • Review and sign off on key milestones
Strategic Planning Office	Beacon.Gov	<ul style="list-style-type: none"> • Monitor project progress • Provide guidance and support to project manager and project team members
Project Manager	David Sinclair	<ul style="list-style-type: none"> • Manage all aspects of the project and ensure compliance with PMP • Monitor project progress and schedule adherence • Complete all documents related to the project • Identify and manage risks according to the PMP
Business Lead	Wendy Castle	<ul style="list-style-type: none"> • Review deliverables and project documents, identifying any deficiencies • Review and approve deliverables • Review and approve RFCs
Technical Lead	Quinton Lightfoot	<ul style="list-style-type: none"> • Review deliverables and project documents, identifying any deficiencies • Review and approve deliverables • Review and approve RFCs

Project Role	Resource Name	Responsibilities
Functional Team	Eddy Richards Ram Iyer Anand Kothandan Mannix Hawkins John Ramos Al Rehwinkel	<ul style="list-style-type: none"> • Contribute subject matter expertise • Complete assigned project tasks in accordance with the Project Schedule • Identify risks and issues to the Project Managers in accordance with the Risk and Issue Management section of this PMP • Assist the Project Managers in responding to risks and issues • Assist the Project Manager in evaluating change requests
Technical Team	Sushma Kavarthapu Vamsi Pasala Becky Leckinger Lewis Good David Zhang Robina Brown Jonathan Scott Brandon Grant Roland Solvik Mike George Sean Markland Joshua Lovestrand Ram Iyer Anand Kothandan	<ul style="list-style-type: none"> • Contribute subject matter expertise • Complete assigned project tasks in accordance with the Project Schedule • Identify risks and issues to the Project Managers in accordance with the Risk and Issue Management section of this PMP • Assist the Project Managers in responding to risks and issues • Assist the Project Manager in evaluating change requests

C. Project Management Methodology

DEO will use the PMBOK project management methodology in compliance with the project management standard rule 60GG-2 F.A.C. Predictability, accountability, and flexibility are key elements that will be embraced by the overall project management approach to ensure DEO’s satisfaction and project success. Successful project management must include active and visible leadership, multiple controls and checkpoints with measurable outcomes, and engagement with all stakeholders. DEO believes strong project management is critical throughout the life of any successful project.

For this project, DEO’s project management will include the following specific elements, in addition to our standard methodology:

- The project management team will advise leadership on areas of concern and will propose solutions to mitigate risk.

- Vendors will respond to inquiries or requests from DEO within one business day from receipt.
- In the case where additional time is needed for a task, vendors will provide an estimate, which must be approved by the DEO Project Manager.
- At the end of the contract, vendors will provide final copies of all reports in electronic format for archive purposes.

DEO's project management approach will utilize the technical skills, tools, and techniques needed to succeed, as well as the dedication to accountability, resource commitment, and organizational focus. Project success will be the result of active communication among all individuals, understanding everyone's role in the project, and clear delineation of responsibilities.

DEO believes successful project management hinges on the following:

- Clearly established project goals and requirements
- Ongoing assessment of quality against established standards
- Constant measurement of success against established deliverables and milestones
- Personal presence and commitment of key project leadership
- Proactive identification and communication of risks and issues

IV. Business Process Organizational Change Management Plan

This project intends to improve the delivery, execution, security, or convenience of DEO's lines of business through the implementation of modern processes and tools based on industry best practices and frameworks.

The project team aims to maximize communication, engagement, adoption, and performance of these new processes, roles, and responsibilities through a combination of tools, templates, and techniques such as:

- Stakeholder identification and engagement plans
- Process identification and improvement plans
- Educational assessment and training plans
- Change risk assessment
- Change Advocate networks
- Change Management
- Business Relationship Management
- IT Service Management

V. Project Risk Management Plan

Risk management will be an ongoing process conducted throughout the project. The process begins with identifying and assessing significant risks, then developing an appropriate mitigation strategy to address the risk(s). It continues with regular risk

monitoring, ongoing identification of new risks, and timely implementation of risk response plans.

The project's Risk Management Process, which is defined and maintained within the PMP, will address identified risks that may negatively impact the project and may require visibility by leadership.

The Risk Management Process involves:

- Identifying and categorizing project risks (Identify),
- Validating and logging the risk (Validate / Log) assessing and prioritizing the risks so they are manageable (Analyze),
- Developing a response strategy and assigning responsibility (Plan),
- Tracking the risks by reviewing them at key project milestones (Monitor/Track), and most importantly,
- Communicating the risks and strategies on an ongoing basis throughout the life of the project (Communicate).

The Risk Management Processes address internal risks - those under the control or influence of the project team, such as quality of deliverables, cost, schedule, or technical risks; as well as external risks - those outside the control of the project team such as governmental legislation.

The PM, along with the project team will validate any identified risk to make sure the information is complete, and the risk is not a duplicate. Once verified the risk information will be logged into the Risk Log and given a unique identifier.

Risk Description/Impact	Probability of Occurrence (high, medium, low)	Risk Tolerance (high, medium, low)	Mitigation Strategy	Assigned Owner
Hurricane impacting the state delays the schedule	Low	High	Adjust schedule accordingly	PM
Necessary tools, hardware, or materials need to be procured for the successful completion of the project.	Medium	Medium	Identify needs early on and involve management and budget staff throughout engagement	PM
Insufficient knowledge transfer of new process	Medium	Medium	Involve impacted staff throughout engagement to increase participation and knowledge of new processes	PM

VI. Capacity Plan

Projected requirements are expected to decrease significantly due to the significant capacity added to respond to the economic downturn in 2020. Once the claim volume starts to go down as the claims volume decreases, capacity can be reduced. Also moving to an auto-scaling configuration will additionally reduce needed capacity.



OPERATIONAL WORK PLAN FOR SDLC DEVOPS

**FLORIDA DEPARTMENT OF ECONOMIC OPPORTUNITY
DIVISION OF INFORMATION TECHNOLOGY
AND
DIVISION OF WORKFORCE SERVICES**

FISCAL YEAR 2021-2022

QUARTER 4

PREPARED ON 05/03/2022

TABLE OF CONTENTS

SECTION 1 — OVERALL PROJECT PLAN 3

I. PROJECT CHARTER..... 3

A. .SCOPE STATEMENT..... 3

B. PROJECT OBJECTIVES AND BUSINESS BENEFITS 3

C. CRITICAL SUCCESS FACTORS 4

D. KEY DATES..... 4

E. MAJOR DELIVERABLES 4

F. MAJOR MILESTONES 4

G. KEY STAKEHOLDERS 5

H. SIGNIFICANT PROJECT ASSUMPTIONS AND CONSTRAINTS 5

II. WORK BREAKDOWN STRUCTURE..... 5

III. RESOURCE LOADED PROJECT SCHEDULE 7

IV. PROJECT SPENDING PLAN 7

V. PROJECT ORGANIZATION AND METHODOLOGY 8

A. PROJECT ORGANIZATIONAL CHART..... 8

B. PROJECT ROLES AND RESPONSIBILITIES..... 9

C. PROJECT MANAGEMENT METHODOLOGY 10

VI. BUSINESS PROCESS ORGANIZATIONAL CHANGE MANAGEMENT PLAN 14

VII. PROJECT RISK MANAGEMENT PLAN 15

VIII. CAPACITY PLAN..... 21

SECTION 1 — OVERALL PROJECT PLAN

I. *Project Charter*

Finding 8 of the Auditor General Report No 2021-169 states that the Department continues to lack current Reemployment Assistance Claims and Benefits Information System (System) application design documentation to facilitate the efficient and effective modification of the System and to ensure that changes to the original application design continue to align with Department business requirements.

The Final Report for Improved Delivery of Reemployment Assistance Benefits also recommended that the Department document all System functional, technical, and non-technical requirements. System requirements would provide the level of details necessary for prospective partners to plan and estimate efforts the Department needs.

This project seeks to rectify the lack of System design documentation and the ongoing maintenance of said design documentation by improving the completeness and correctness of the application design documentation, related artifacts, and dataflow diagrams for the System, and ensuring that a SDLC process is in place that aligns System functionality with management’s business requirements.

A. **Scope Statement**

In Scope

- Implement Agile/Scrum processes for managing and tracking all System development work and documentation in DevOps.
- Update current Reemployment Assistance program business process and System documentation to establish the baseline for future state enhancements.
- Enter, track, and prioritize all in-progress and planned work items in DevOps.
- Build an initial release plan focusing on the implementation of immediate enhancements to be completed by current Scrum teams.
- Support the requirements gathering and planning for the incremental mobile-friendly modernization.

Out of Scope

- Software development work

B. **Project Objectives and Business Benefits**

Project Objective	Business Benefit
Updated system documentation is necessary prior to beginning analysis of new requirements needs.	Provides the level of detail necessary for prospective partners to plan and estimate the efforts the Department needs
Standardization of process leads to work and resource efficiencies	Allows for a more agile development process

Utilization of a single tool provides a single source of truth for work tracking and documentation	Allows for better resource and capacity planning of development work
Opportunity exists to utilize DevOps for improved operational efficiencies.	An agile DevOps process will improve the time to production by allowing better planning of development work
Support the requirements gathering and planning for the incremental mobile-friendly modernization	Allows for an improved customer service experience using mobile devices

C. Critical Success Factors

- Artifacts from this project are living documents to be utilized during software development.
- Utilization of this SDLC produces a more measurable and efficient way of software development.

D. Key Dates

Key Date	Importance and Relevance to the Project

E. Major Deliverables

Major Deliverable	Deliverable Description
Procurement of Software & Services	Procure Azure DevOps services and Visual Studio 2019 software licenses. Procure two technical writers and a DevOps Engineer.
Configuration Azure DevOps Services	A software development environment that is both agile and secure
Migrate from TFS to DevOps	Import work backlog to new environment.
Create System/Process Documentation/Templates	Update the current software development workflow process. Create templates for system documentation. Update System documentation.
Developer Training	Provide training on new SDLC process and environment.
Implementation	System development environment is live

Procurement of Software completed as of 2/28/2022.

F. Major Milestones

Major Milestone	Milestone Description
Initiation Phase Complete	All initiation activities completed
Planning Phase Complete	All planning activities completed
Execution Phase Complete	In progress
Monitor and Controlling Phase Complete	In progress

Major Milestone	Milestone Description
Closing Phase Complete	

G. Key Stakeholders

Key Stakeholder	Project Interest
Nicole Sanislow	Reemployment Assistance Operations
Thomas Richardson	Strategic Planning Office Program Manager
Garrick Wright	Information Technology Project Manager
Robin Hodge-Carey	Reemployment Assistance Operations Project Owner

H. Significant Project Assumptions and Constraints


Project Assumptions

- The project will have access to the appropriate state management, staff, and related Program stakeholders (internal and external) and other resources as required and as needed without delay.
- Dev Ops infrastructure will be available as needed (hardware and software).
- There will be integration between the ITBM tool and the SDLC DevOps environment.
- System documentation is completed prior to start of requirements analysis for modernization.
- The project experiences no delays in schedule.

Project Constraints

- Software Development staff and subject matter experts (SMEs) have competing operational tasks and have limited time to devote to the project.

II. Work Breakdown Structure

 WBS			
Task	Duration	Start	End
<i>Name of Project/Task</i>	<i>Full length of time</i>	<i>start date</i>	<i>end date</i>
Procurement			
Procure Azure DevOps services	26 days	1/6/2022	1/31/2022
Procure Visual Studio licenses upgrade to 2019	26 days	1/6/2022	1/31/2022
Procure technical writer	26 days	1/6/2022	1/31/2022
Configure Azure DevOps services			
Azure Boards (Planning Tools)	59 days	2/1/2022	4/1/2022
Azure Pipelines	59 days	2/1/2022	4/1/2022
Azure Repos	59 days	2/1/2022	4/1/2022
Azure Artifacts	59 days	2/1/2022	4/1/2022
Azure Test Plans	59 days	2/1/2022	4/1/2022
Set permission levels for development team members	59 days	4/2/2022	4/2/2022
Migration from TFS to Azure Ops			
Import Work Backlog	10 days	4/2/2022	4/12/2022
Creates Documentation/Templates			
Update the current software development workflow process	74 days	2/15/2022	4/30/2022
Create templates for technical documentation	74 days	2/15/2022	4/30/2022
Update RA Benefits System documentation	74 days	2/15/2022	5/30/2022
Training			
Create s/w development organization structure	1 day	3/15/2022	3/15/2022
Create a skills capability plan	7 days	3/16/2022	3/23/2022
Train developers	45 days	5/1/2022	6/15/2022
Implementation			
Create initial release plan for RA Modernization	15 days	6/15/2022	6/30/2022
Make new environment productional	0 day	6/30/2022	6/30/2022

III. Resource Loaded Project Schedule



03 SDLC DevOps
Project Schedule.pdf

IV. Project Spending Plan

Complete the project spending plan Excel worksheet and include the file as part of the OWP. Explain in this section the details provided in the spending plan.

V. *Project Organization and Methodology*
Project Organizational Chart

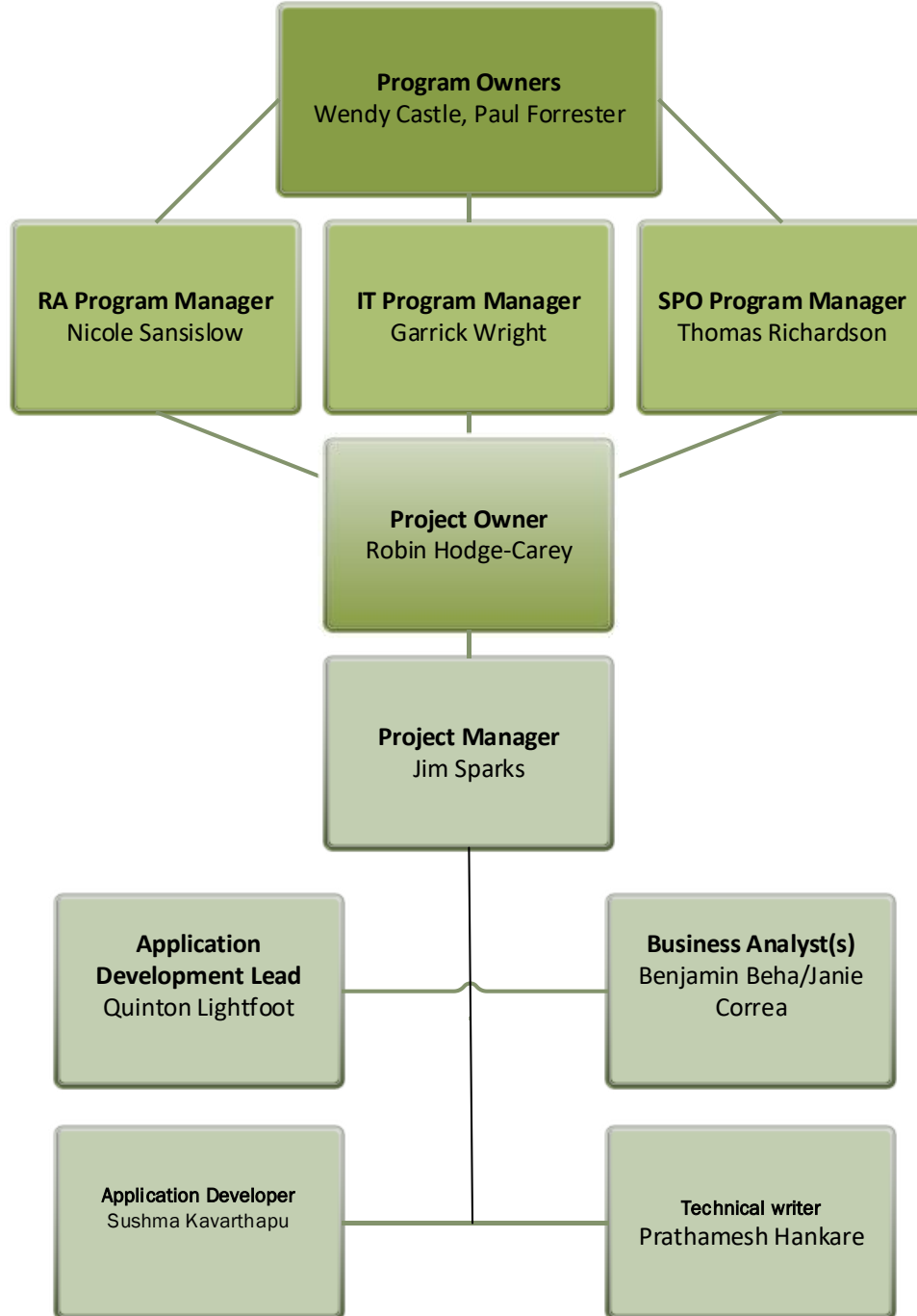


Figure 1: Project Organization Chart

Project Roles and Responsibilities

Project Role	Resource Name	Responsibilities
Program Owners	Wendy Castle Paul Forrester	<ul style="list-style-type: none"> • Provide guidance on overall strategic direction • Advise the Strategic Planning Office and project manager of risks that may impact the project • Facilitate resolution of significant issues in the project
Program Managers	Garrick Wright Thomas Richardson Nicole Sanislow	<ul style="list-style-type: none"> • Provide guidance on overall strategic direction • Advise the Strategic Planning Office and project manager of risks that may impact the project • Facilitate resolution of significant issues in the project • Review and sign off on key milestones
Project Manager	Jim Sparks	<ul style="list-style-type: none"> • Manage all aspects of the project and ensure compliance with PMP • Monitor project progress and schedule adherence • Complete all documents related to the project • Identify and manage risks according to the PMP
Project Owner	Robin Hodge Carey	<ul style="list-style-type: none"> • Review deliverables and project documents, identifying any deficiencies • Review and approve deliverables • Review and approve RFCs

Project Role	Resource Name	Responsibilities
Technical Lead	Quinton Lightfoot	<ul style="list-style-type: none"> • Contribute subject matter expertise • Complete assigned project tasks in accordance with the Project Schedule • Identify risks and issues to the Project Managers in accordance with the Risk and Issue Management section of this PMP • Assist the Project Managers in responding to risks and issues • Assist the Project Manager in evaluating change requests
Project Team	Robin Hodge-Carey Janie Correa Benjamin Beha Sushma Kavarthapu Prathamesh Hankare Liz Agudo Byron Jackson	<ul style="list-style-type: none"> • Contribute subject matter expertise • Complete assigned project tasks in accordance with the Project Schedule • Identify risks and issues to the Project Managers in accordance with the Risk and Issue Management section of this OWP • Assist the Project Managers in responding to risks and issues • Assist the Project Manager in evaluating change requests
DevOps Engineer	TBD	<ul style="list-style-type: none"> • Configure/Build Azure DevOps environment

Project Management Methodology

DEO will use a project management methodology in compliance with project management standard rule 60GG-2 F.A.C., project requirements and department experience with similar engagements. Predictability, accountability, and flexibility are key elements that must be embraced by the overall project management approach to ensure DEO’s satisfaction and project success. Successful project management must include active and visible leadership, multiple controls and checkpoints with measurable outcomes, and engagement with all stakeholders. DEO believes strong project management is critical throughout the life of any successful project.

For this project, DEO’s project management will include the following specific elements, in

addition to our standard methodology:

- The project management team will advise leadership on areas of concern and will propose solutions to mitigate risk.
- Vendors will respond to inquiries or requests from DEO within one business day from receipt.
- In the case where additional time is needed for a task, vendors will provide an estimate, which must be approved by the DEO Project Manager.
- At the end of the contract, vendors will provide final copies of all reports in electronic format for archive purposes.

DEO's project management approach will utilize the technical skills, tools, and techniques needed to succeed, as well as the dedication to accountability, resource commitment, and organizational focus. Project success will be the result of active communication among all individuals, understanding everyone's role in the project, and clear delineation of responsibilities.

DEO believes successful project management hinges on the following:

- Clearly established project goals and requirements
- Ongoing assessment of quality against established standards
- Constant measurement of success against established deliverables and milestones
- Personal presence and commitment of key project leadership
- Proactive identification and communication of risks and issues

Quality Management Plan

The Quality Management Plan ensures work is complete and meets or exceeds an adequate level of quality of the deliverables. All members of the project team will play a role in quality management, and it is critical the team ensures work is completed according to DEO standards for quality acceptance.

Project Quality Management activities will ensure project documents meet agreed upon standards, work is performed efficiently, project practices conform to recommended project standards and deficiencies are identified and corrective action taken.

Quality Management Approach

Managing quality includes four major processes:

- **Quality planning (QP):** Completeness and correctness criteria define what it means for a project document to be complete and correct. The project team will establish completeness and correctness criteria. Specific criteria for the quality of Contract Deliverables will be documented in the contract and managed by the Contract Manager, program team and Project Manager.
- **Quality assurance (QA)** refers to the process used to create project documents, not the deliverables themselves. The Project Team will perform QA activities for the project weekly. The project manager may make changes to processes as necessary; changes will be communicated to the appropriate stakeholders.
- **Quality control (QC):** Performing Quality Control (QC) involves monitoring specific project results to determine whether they comply with relevant quality standards and

identifying ways to eliminate causes of unsatisfactory results. The Strategic Planning Office (SPO) will perform (QC) activities to verify project management and documents are of high quality. If the SPO determines a project document to be complete, it will be presented to the Project Team at the following Status Meeting.

- **Quality improvement (QI):** The Project Manager is responsible to implement corrective actions based on the results of the quality management processes. These may include changes to project management processes; required training for stakeholders; updating performance metrics, etc.

Communication Management Plan

This project will follow the communications processes outlined in the RA Modernization Program Communications Management Plan.

The master copy of this document is available in the [RA Modernization Program Library](#) in the Central Repository

The communication matrix below identifies the key project stakeholders and the detail of communications for this project.

Item	Purpose	Format	When/ Frequency	Type	Initiator	Recipient	Feedback
Project Meeting	Provide and discuss project tasks, issues, risks, action items	Meeting/Face to face or virtual)	Daily/ Weekly as needed	Mandatory	Project Manager	Project Team	Meeting Minutes
Status Report	Provide detailed information on the progress of the project against the plan	Email	Weekly/ Monthly/ Quarterly	Mandatory	Project Manager	Project Team/SPO Program Manager	Verbal and follow-up email
SPO Status Meeting	Review the status report, resolve issues, and make decisions	Meeting	Weekly	Mandatory	Project Manager	SPO Program Manager	Verbal and follow-up email
Project Deliverables	Provide deliverables to DEO for review	Email	Per project schedule	Mandatory	Project Manager	SPO Program Manager/ Project Team members	Written vetted, consolidated, and actionable comments

Deliverable Review Feedback	Provide vetted, consolidated, and actionable written comments	Email	Per project schedule	Mandatory	SPO Program Manager	Project Manager/ Project Team Members	Written/ email follow-up using Deliverable Review Comment Form
Deliverable Review Walkthrough	Confirm mutual understanding of desired deliverable changes	Meeting	As needed	Informational	Project Manager	Program Managers/ Project Owners	Verbal or written
Work Session	Gather information from subject matter experts	Meeting	Per project schedule	Mandatory	Project Manager	Update subject matter experts (only if the SPO Project Manager has the approved communication)	Verbal and follow-up email
Work Session Follow-up	To answer questions or clarify information gathered	Email	As needed	Informational	Project Manager	Provide subject matter experts (only if SPO Project Manager has approved the communication)	Verbal or email follow-up
Online Survey	Gather information from subject matter experts (former providers)	Email	Per project schedule	As needed	Project Manager	Subject matter experts (only if SPO Project Manager has approved the communication)	Verbal or email follow-up
Project Issues	Documentation of project issues	Issue Log Entry	As needed	Mandatory	Any Stakeholder	Project Owner/ Project Manager	Written/ email follow-up
Project Issues Escalation	To resolve project issues	Email	As needed	Mandatory	Project Manager	SPO Program Manager	Written/ email follow-up
Change Requests	Document project changes to scope of work	Change Request Form	As needed	Mandatory	Change Initiator	Project Manager/ Change Owner/ Change Analyst/ CCB	Written/ email follow-up
Project Closeout and Lessons Learned	Formal project closeout meeting	Email	Per project schedule	Mandatory	SPO Project Manager	All Stakeholders	Written/ email follow-up

Weekly Status Reporting

Vendors will be required to submit status reports throughout the project at several levels. The primary source of status information is the weekly written status report, which will communicate at minimum, the following information.

- **Project Status.** This section depicts the project status at a summary level using a red/yellow/green method supported by two to three essential questions that are answered to determine summary status. The red/yellow/green method is not meant to be a grading system but instead it is a way to easily identify the areas of the project that need the most attention in order to make the project successful.
- **Overview of Project Progress.** This section describes significant accomplishments achieved in the reporting period.
- **Overall Status.** This section provides a high-level overview of whether the project is on schedule, on budget, and on scope. A yellow or red status should be explained here in detail.
- **Project Milestones, Deliverables, and Latest Tasks.** This section contains the major deliverables of the project, their planned and actual completion dates, and their status.
- **Risks, Action Items, Issues, and Decisions.** This section will link to the project risk, action item, issue, and decision tracking tool. The project tracking tool contains all items tracked during the project.

Project Tracking

This section describes the “RAID” methodology for tracking risks, action items, issues, and decisions. DEO will follow a centralized approach that minimizes miscommunication or misinformation among project stakeholders. The Department will diligently maintain a project tracking log for each project, and a master log for the System Modernization project overall, a Microsoft Excel workbook with multiple tabs intended to capture the details and the latest attributes of items tracked by Project Managers.

VI. *Business Process Organizational Change Management Plan*

This project will follow the organizational change processes outlined in the RA Modernization Program Organizational Change Management Plan.

The master copy of this document is available in the [RA Modernization Program Library](#) in the Central Repository.

The role of the Organizational Change Management plan (OCM) within an individual project under the RA Modernization Program is to help plan for and manage the people side of the project. OCM focuses on identifying, preparing and managing a wide array of internal and external stakeholders, employees and customers that will be impacted by the new solution. It is good for those stakeholders to feel informed, prepared, trained and ready to participate in a successful implementation. It is beneficial for employees to adopt new skills and develop new capabilities and to value and appreciate the features that the new technology offers.

VII. Project Risk Management Plan
Risk & Complexity Assessment

The Risk & Complexity Assessment will be completed at the end of every Phase in the Project lifecycle. The Project Manager is responsible to complete this assessment with the assistance of project team members.

Risk & Complexity Assessments	Category
Pre-Charter Risk & Complexity Category	2
Initiation Gate Risk & Complexity Category	1
Planning Gate Risk & Complexity Category	1
Event Driven Risk & Complexity Category	

Project Risk Management

This project will follow the risk management processes outlined in the RA Modernization Program Risk Management Plan.

The master copy of this document is available in the [RA Modernization Program Library](#) in the Central Repository.

The risk management process helps the project team anticipate and respond to emerging risks throughout the duration of the project. The risk management process occurs throughout all phases of the project, from planning through execution and closeout. Project risks are logged and tracked in the Project Log Workbook (RAID Logs).

Figure 2 below illustrates the major activities associated with the key risk management process.

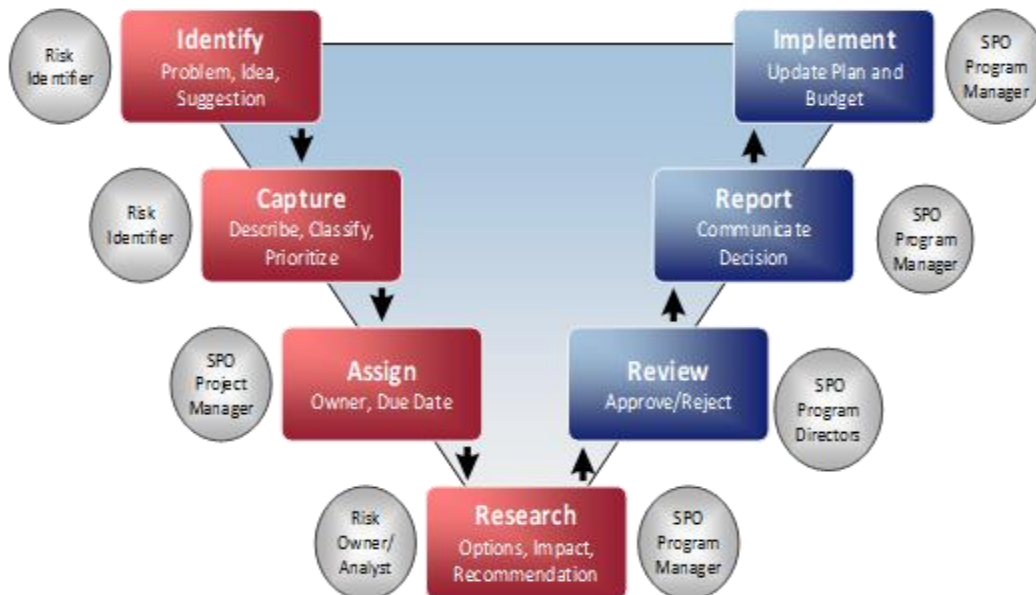


Figure 2: RA Modernization Program Risk Management Process

Action Items

Action items are unplanned tasks that occur during a project that are too small to be added to the schedule. These items must be within the scope of the project and are often tasks that support scheduled tasks, issue resolution, risk management, or some other aspect of the project. The action item log is created and maintained as part of the project tracking log.

Action items will be managed in the following manner:

- During status meetings, any stakeholder can raise an action item for discussion.
- The Project team will discuss the action item and determine if it warrants being monitored in the action item log.
- The project manager will enter the item in the log.
- The team will set the priority for the action item (high/medium/low), assign an action item owner, and set a planned completion date.
- At each subsequent status meeting, the action item(s) will be reviewed until they can be closed.

Issue Management

This project will follow the issue management processes outlined in the RA Modernization Program Issue Management Plan.

The master copy of this document is available in the [RA Modernization Program Library](#) in the Central Repository.

An issue is an immediate problem that needs resolution. Acknowledging and addressing issues quickly ensures that they do not impact the scope of the project. Project issues are logged and tracked in the Project Log Workbook (RAID Logs).

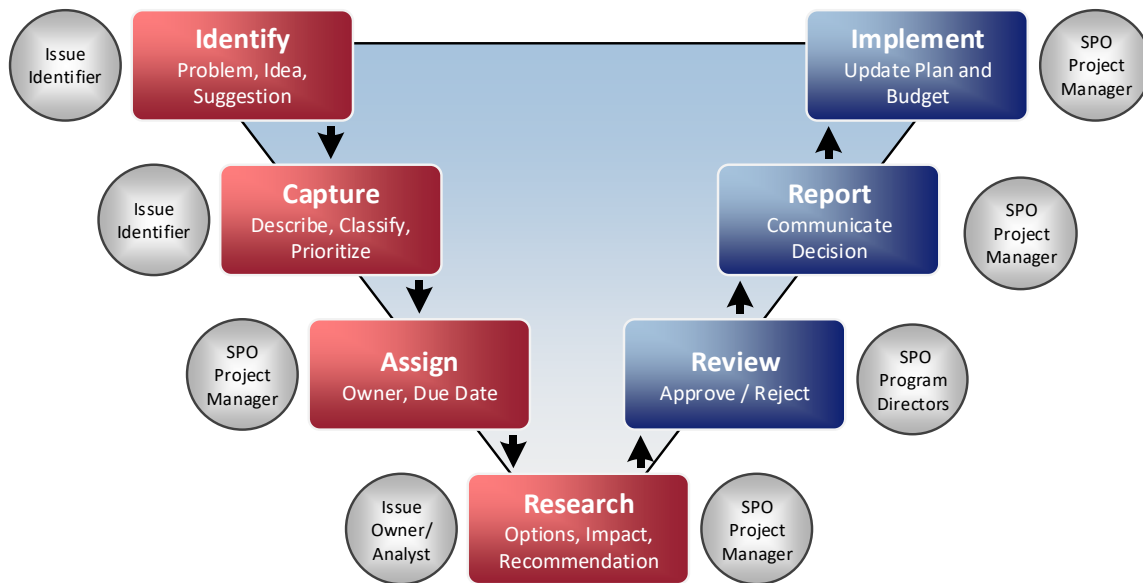


Figure 3: RA Modernization Program Issue Management Process

Decisions

Decisions are leadership answers to questions that arise during the project. The decision log is created and maintained as part of the project tracking log.

Decisions will be managed in the following manner:

- During status meetings, any stakeholder can raise a question that requires a decision.
- If the team determines a decision needs to be made, the project manager will enter it in the decision log.
- The team will discuss the impact to the project, assign a decision maker, and set a date for when the decision is needed.
- At each subsequent status meeting, the decision item(s) will be reviewed until they can be closed.

Change Management

This project will follow the change processes outlined in the RA Modernization Program Change Management Plan.

The master copy of this document is available in the [RA Modernization Program Library](#) in the Central Repository.

The *RA Modernization Change Management Plan*, defines the approach and provides the processes for initiating, defining, researching, evaluating, reviewing, prioritizing, managing cost, approving or rejecting the change requests (CRs), and communicating the status of the change that may affect the success of the SDLC DevOps project.

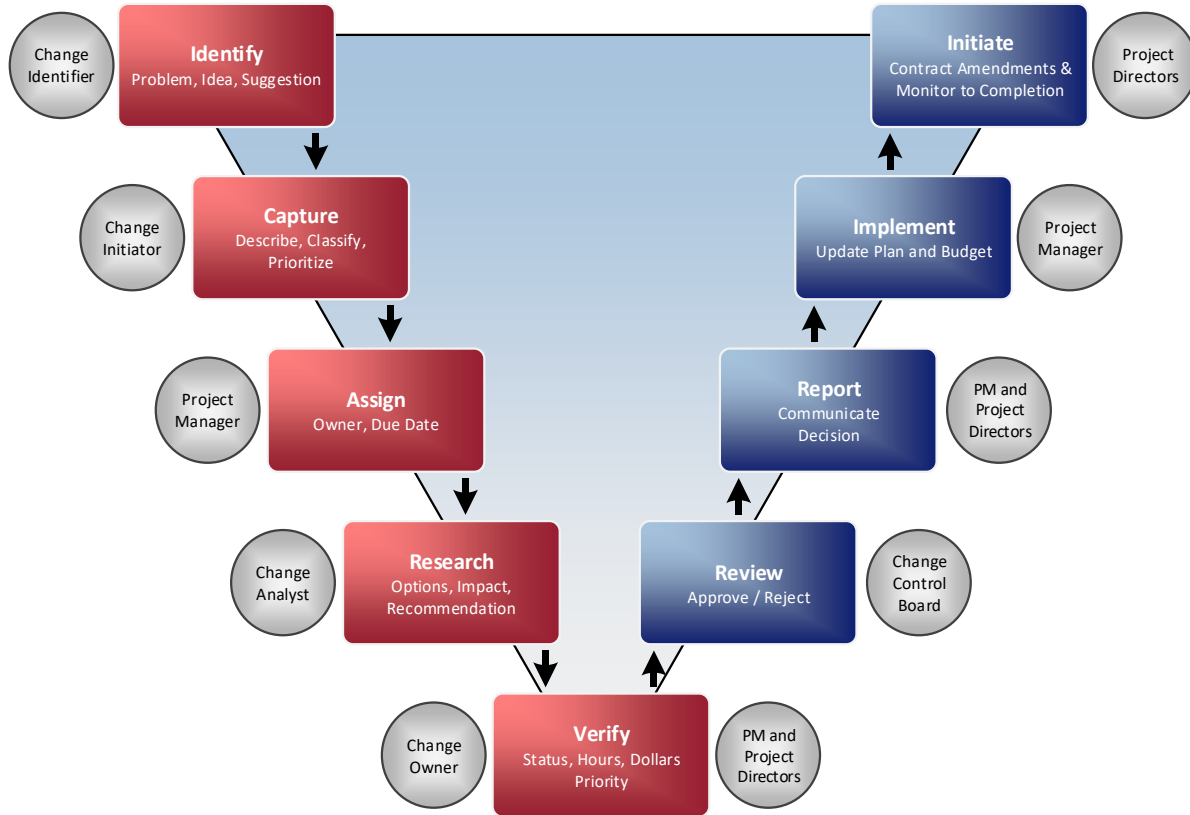


Figure 4:RA Modernization Program Change Management Process

Schedule Management

The project schedule for this project will be stored in the Central Repository 03 SDLC DevOps Project Deliverables folder.

Schedule Maintenance

The project schedule maintenance is an on-going activity that tracks the work performed, the timeframes for when the work has been or will be completed and progress against the baseline work estimates and timelines. To effectively track the program progress, the project schedule is kept current, and reflects all work that needs to be performed, in accordance with the RA Modernization Program Schedule Management Plan.

If a change to the project schedule or scope is needed, the Project Manager may pursue a change request as described in the [RA Modernization Change Management Plan](#).

Procurement Management

The Procurement Management Plan seeks to outline how the project will procure resources necessary to complete the project objectives. It defines the procurement methodology for this project, lays out the process for managing procurement throughout the life of the project, and will be updated if project needs change. This plan identifies and defines the goods and services to be procured, the types of contracts to be used in support of this project, the contract approval

process, and the decision criteria. The importance of coordinating the procurement activities, establishing firm contract deliverables, and metrics in measuring procurement activities is included in the following subsections.

Procurement Management Approach

The DEO Purchasing Office and any vendors contracted for procurement assistance will provide oversight and management along with the Project Manager for all procurement activities under this project. The Project Manager will work with the project team to identify all items to be procured for the successful completion of the project. The Department Strategic Planning Office (SPO) will then review any procurement requests prior to approving the development of procurement documentation.

Procurement Definition

The following table will be completed to record any procurement goods and/or services determined to be essential for any RA Modernization project’s completion and success. The Project Manager and/or SPO must approve any procurement before inclusion in this table.

Procurement	Description	Justification	Needed By
Azure DevOps services	An integrated set of services and tools to manage your software projects, from planning and development through testing and deployment	Needed to support RA Modernization Program software development activities	2/28/2022
Virtual Desktops for Developers (VDI farm)	Virtual Desktops for developers	Needed due to network latency between the cloud and on-premise devices	2/28/2022
Visual Studio licenses upgrade to 2019	Microsoft Visual Studio is an integrated development environment (IDE). It is used to develop computer programs, as well as websites, web apps, web services and mobile apps.	Needed to support RA Modernization Program software development activities	1/31/2022
Technical Writer	Two resources needed to be used for the following tasks: 1) Creating and maintaining IT documentation. 2) Translating technical and/or complicated information into clear, concise documents appropriate for various target audiences. 3) Working with Developers, Quality Assurance, and Architects to produce a wide variety of technical specifications, technical manuals, and product documentation.	Skill needed for documentation not available in development team	2/28/2022

	<p>4) Interviewing subject matter experts and technical staff to collect information, prepare written text, and coordinate layout and material organization.</p> <p>5) Researching information such as drawings, design reports, equipment, and test specifications to fill any gaps.</p> <p>6) Reviewing, critiquing, and editing documentation including design documents, programmer notes, and system overviews.</p> <p>7) Maintaining an internal documentation library, providing and/or coordinating special documentation services as required, and providing oversight of special projects.</p> <p>9) Documenting requirements and traceability in tools to include ALM, TFS, and ServiceNow.</p> <p>10) Developing technical specifications templates.</p>		
DevOps Engineer	A DevOps Engineer is needed to configure/build Azure/DevOps Environment		

Cost Management

The tables below will be completed and used to define and track project costs during the SDLC DevOps Project.

Cost Management Plan				
Category	Description	Frequency	Deliverable	Cost

Column	Definition
Category	Type of expense
Description	Description of expense
Frequency	Describe whether the expense is annual or recurring or a one-time expense
Deliverable	List the deliverable associated with the expense
Cost	List the total expense in dollars, e.g., \$0.00

Staffing Management

The purpose of this section is to outline how the project is to manage staffing requirements and resource tasks appropriately. This project plans to procure additional staffing through Staff Augmentation contracts. The needs for each individual project have been estimated before the project and will be refined during requirements gathering and procurement of services.

VIII. Capacity Plan

Utilization of a single tool for software development provides a single source of truth for work tracking and resource allocation which can then be utilized for capacity planning for the development environment, tools, and developers.

Project Capacity Planning

- **Establish Cross-Functional Team:** To collaborate and communicate about production capacity and resource management, you want a cross-functional team with different levels and different functions.
- **Calculate Resource Capacity:** Before you can create a production capacity plan, you need to have an idea of your current capacity and your available resources.
- **Determine Resource Requirements:** For each project, look at the scope and what resources are required to do the task for the project.
- **Prioritize Projects:** Which projects are most important, and which can be put aside for the time being? You can't do everything at once.
- **Allocate Resources Based on Project Priority:** Now allocate those prioritized projects and make sure that they are aligned with the goals of the organization.
- **Keep the Lines of Communications Open:** Communicate between executives, project management leaders and stakeholders.
- **Document Known Risks:** Monitor risks such as union strikes, weather, government regulations that stop a project or create new ones unexpectedly.
- **Plan for How to Handle Too Much Capacity:** Understand where it is and how to resolve it (such as reassigning), or not enough capacity (again, where/how).



OPERATIONAL WORK PLAN FOR RULES ENGINE

**FLORIDA DEPARTMENT OF ECONOMIC DIVISION OF
INFORMATION TECHNOLOGY
AND
DIVISION OF WORKFORCE SERVICES**

FISCAL YEAR 2021-2022

QUARTER 4

PREPARED ON 05/02/2022

TABLE OF CONTENTS

SECTION 1 — OVERALL PROJECT PLAN 3

I. PROJECT CHARTER 3

 A. SCOPE STATEMENT 3

 B. PROJECT OBJECTIVES AND BUSINESS BENEFITS 3

 C. CRITICAL SUCCESS FACTORS 3

 D. KEY DATES 3

 E. MAJOR DELIVERABLES 4

 F. MAJOR MILESTONES 4

 G. KEY STAKEHOLDERS 4

 H. SIGNIFICANT PROJECT ASSUMPTIONS AND CONSTRAINTS 4

II. WORK BREAKDOWN STRUCTURE 5

III. RESOURCE LOADED PROJECT SCHEDULE 5

IV. PROJECT ORGANIZATION AND METHODOLOGY 5

 A. PROJECT ORGANIZATIONAL CHART 6

 B. PROJECT ROLES AND RESPONSIBILITIES 7

 C. PROJECT MANAGEMENT METHODOLOGY 8

V. BUSINESS PROCESS ORGANIZATIONAL CHANGE MANAGEMENT PLAN 9

VI. PROJECT RISK MANAGEMENT PLAN 10

SECTION 1 — OVERALL PROJECT PLAN

I. *Project Charter*

As a part of the Reemployment Assistance (RA) Modernization Program, a Rules Engine product is being procured to move business systems rules. The Rules Engine project will move business rules from the existing Reemployment Assistance Claims and Benefits Information System (System) into a user-visible and user-maintainable business rules engine. This will allow both maintaining and developing business rules without requiring code changes and subsequent deployments.

A. Scope Statement

In Scope

- Procure a business rules engine product.
- Inventory and identify a subset of business rules to validate suitability.
- Migrate the selected subset of business rules implemented in the System to the business rules engine.
- Perform regression testing to ensure the rules have migrated successfully.
- Complete documentation for technical debt for remaining rules.
- Utilize the business rules engine for all remaining modernization efforts.

Out of Scope

- Complete the integration of the remaining business system rules into the Rules Engine product.

B. Project Objectives and Business Benefits

Project Objective	Business Benefit
Reduce development effort	Effort required to establish and maintain the System will be reduced.
Consolidate a subset of business rules into the business rules engine	Rules will be more readily accessible to facilitate both auditing and troubleshooting.

C. Critical Success Factors

- Timely and high-quality achievement of major milestones/deliverables.
- Ability for remaining modernization efforts to utilize the business rules engine for their continued efforts.

D. Key Dates

Key Date	Importance and Relevance to the Project
04/2022	Contract executed with Peraton for System and Software Integration (SSI) services

E. Major Deliverables

Major Deliverable	Deliverable Description
Project Charter	Complete and submit a detailed project charter to DEO.
Project Management Plan	Complete and submit a detailed project management plan to DEO.
Weekly Status Meetings	Host weekly status meeting with DEO project team.
Identification of Business System Rules	Project team identifies business systems rules for implementation into the Business Rules Engine. Remaining rules will be addressed as part of continuous modernization.
Procurement of Rules Engine	Procurement of a Business Rules Engine product.
Communication and Training	Communication of process documentation and workflows to all stakeholders.

F. Major Milestones

Major Milestone	Milestone Description
Procurement of Business Rules Engine	Procure Business Rules Engine product to use for business systems rules
Identification and prioritization of business systems rules	In progress
Execution Phase	Not started
Monitor and Controlling Phase	In progress

G. Key Stakeholders

Key Stakeholder	Project Interest
Adrienne Johnston	Deputy Secretary, Workforce Services
Ed Wynn	Chief Information Officer
Wendy Castle	Program Owner
Paul Forrester	Program Owner
Alvin Sellars	Project Sponsor & Project Owner

H. Significant Project Assumptions and Constraints

Project Assumptions

1. System documentation detailing current business rules are readily available and accessible.
2. Technical support resources will be available as needed, to support the project as needed.

Project Constraints

1. Limited time and capacity of individuals assigned to assist and test the product.

II. Work Breakdown Structure

Task	Duration	Start	End
Procurement	36	3/7/2022	4/11/2022
Procure Rules Engine Product	36	3/7/2022	4/11/2022
Rule Identification	60	2/8/2022	4/8/2022
Document Rules	52	2/8/2022	3/31/2022
Prioritize and Format Rules	4	4/5/2022	4/8/2022
Access Management	8	4/11/2022	4/18/2022
Determine system roles and access management	3	4/11/2022	4/13/2022
Document access structure	5	4/14/2022	4/18/2022
Process Documentation	50	4/11/2022	5/30/2022
Update use cases	50	4/11/2022	5/30/2022
Create technical documentation	50	4/11/2022	5/30/2022
Testing	50	4/11/2022	5/30/2022
Develop test scripts	15	4/11/2022	4/25/2022
Develop dev environment	7	4/11/2022	4/17/2022
Integrate rules into dev environment	8	4/18/2022	4/25/2022
Test in dev environment	14	4/26/2022	5/9/2022
Migrate rules into Pre-prod environment	6	5/10/2022	5/15/2022
Test	15	5/16/2022	5/30/2022
Training	41	5/31/2022	7/10/2022
Document system structure and roles	41	5/31/2022	7/10/2022
Train users	41	5/31/2022	7/10/2022
Implementation	41	5/31/2022	7/10/2022
Create initial release plan	11	5/31/2022	6/10/2022
Migrate rules into product	11	6/10/2022	6/20/2022
Test from actual rules engine into test environment	20	6/21/2022	7/10/2022
Close-Out	21	7/11/2022	7/31/2022

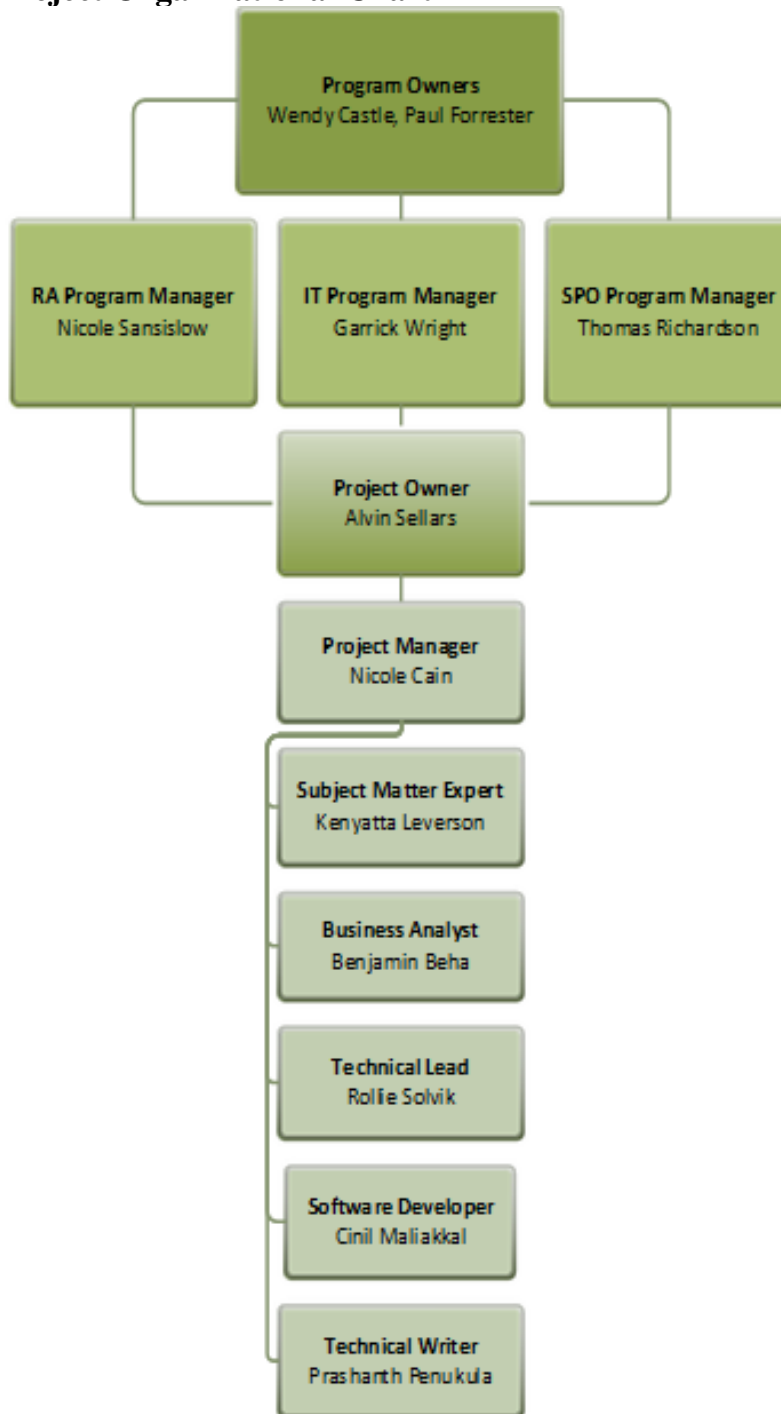
III. Resource Loaded Project Schedule

The Business Rules Engine project is dependent on the procurement of a Rules Engine product, which will be facilitated by the SSI project vendor. The project will work closely with the SSI vendor to determine the best product for use. The Business Rules Engine project schedule will be updated once the SSI vendor project schedule is finalized.

There are four technical team members assigned to this project, along with one subject manager expert, and one project manager.

IV. Project Organization and Methodology

Project Organizational Chart



I. Project Roles and Responsibilities

Project Role	Resource Name	Responsibility
Executive Sponsor	Adrienne Johnston	<ul style="list-style-type: none"> • Provide guidance on overall strategic direction
CIO	Ed Wynn	<ul style="list-style-type: none"> • Provide guidance on overall strategic direction • Advise the Strategic Planning Office (SPO) and project manager of risks that may impact the project • Facilitate resolution of significant issues in the project • Review and sign off on key milestones
Business Lead	Alvin Sellars	<ul style="list-style-type: none"> • Ensure project aligns with department strategy • Responsible for making final decisions for project changes and closure • Primary point of contact • Review and approve deliverables • Review and approve RFCs
Project Manager	Nicole Cain	<ul style="list-style-type: none"> • Manage all aspects of the project and ensure compliance with PMP • Monitor project progress and schedule adherence • Complete all documents related to the project • Identify and manage risks according to the PMP
Subject Matter Expert	Kenyatta Levenson	<ul style="list-style-type: none"> • Contribute subject matter expertise • Complete assigned project tasks in accordance with the project schedule • Identify risks and issues to the Project Manager • Lead Business Unit testing

Technical Team	Roland Solvik Prashanth Penukula Benjamin Beha Cinil Maliakkal	<ul style="list-style-type: none"> • Creating requirements • Creating system documentation • Guides the technical development of the product and overseeing the design • Review deliverables and project documents, identifying any deficiencies • Review and approve deliverables • Responsible for the design and integration of the system rules into the product
Organizational Change Management Manager	Amanda Street	<ul style="list-style-type: none"> • Advisory role, providing guidance on organizational change
Program Managers	Thomas Richardson Garrick Wright Nicole Sanislow	<ul style="list-style-type: none"> • Monitor project progress • Provide guidance and support to project manager and project team members • Provide allocation of resources

J. Project Management Methodology

DEO will use a project management methodology in compliance with project standard rule 60GG-2 F.A.C., product requirements, and DEO experience with similar engagements. Predictability, accountability, and flexibility are key elements that must be embraced by the overall project management approach to ensure DEO’s satisfaction and project success. Successful project management must include active and visible leadership, multiple controls and checkpoints with measurable outcomes, and engagement with all stakeholders. DEO believes strong project management is critical throughout the life of any successful project.

For this project, DEO’s project management will include the following specific elements, in addition to our standard methodology:

- The project management team will advise leadership on areas of concern and will propose solutions to mitigate risk.
- Vendors will respond to inquiries or requests from DEO within one business day from receipt.
- In the case where additional time is needed for a task, vendors will provide an estimate, which must be approved by the DEO Project Manager.
- At the end of the contract, vendors will provide final copies of all report sin electronic format for archive purposes.

- DEO’s project management approach will utilize the technical skills, tools, and techniques needed to succeed, as well as the dedication to accountability, resource commitment, and organizational focus. Project success will be the result of active communication among all individuals, understanding everyone’s role in the project, and clear delineation of responsibilities.

DEO believes successful project management hinges on the following:

- Clearly established project goals and requirements
- Ongoing assessment of quality against established standards
- Constant measurement of success against established deliverables and milestones
- Personal presence and commitment of key project leadership
- Proactive identification and communication

V. Business Process Organizational Change Management Plan

This project intends to move System business rules into a business rules engine, that can be maintained by internal staff. The implementation of this business rules engine will reduce the need for subsequent system releases and downtime. In order to initiate this change, this project will follow the organizational change processes outlined in the RA Modernization Program Organizational Change Management Plan, which is in the RA Modernization Program Library Central Repository.

The role of the Organizational Change Management Plan (OCM) within the Rules Engine project is to assist in planning for and managing the people side of the project. OCM focuses on identifying, preparing, and managing a wide array of internal and external stakeholders, employees, and customers that will be impacted by the new solution. It is useful for those stakeholders to be informed, prepared, trained, and ready to participate in a successful implementation. It is beneficial for employees to adopt new skills and develop new capabilities and to value and appreciate the features that the new technology offers.

VI. Project Risk Management Plan

This project will follow the [Risk Management Plan](#), captured within the Reemployment Assistance Program Management Plan. The Reemployment Assistance Modernization Program team follows a standard method for logging and categorizing issues, researching solutions, and communicating options and final recommendations. Project team members should actively contribute, as it is critical to timely decisions and moving past roadblocks. The buy-in of the project team, key team members and technical staff is critical to the success and ensures that the project team delivers a product in line with the project goals.

Key activities of the risk management process include:

- **Risk Identification** – Identifying risks that could potentially impact the project.
- **Risk Analysis** – Prioritize risks and assess the probability and consequence of the risk.
- **Risk Response Planning** – Prepare action plans to enhance opportunities or minimize threats to the program.
- **Risk Monitoring** – Execute action plans and evaluate their effectiveness, tracking, and reviewing residual risks and identifying new risks.

Risk Description/Impact	Probability of Occurrence (high, medium, low)	Risk Tolerance (high, medium, low)	Mitigation Strategy	Assigned Owner
Hurricane impacting the state delays the schedule	Low	High	Adjust schedule accordingly	PM
Necessary tools, hardware, or materials need to be procured for the successful completion of the project.	Medium	Medium	Identify needs early on and involve management and budget staff throughout engagement	PM
Insufficient knowledge transfer of new process	Medium	Medium	Involve impacted staff throughout engagement to increase participation and knowledge of new processes	PM



OPERATIONAL WORK PLAN FOR .NET AND ORM UPGRADE

**DEPARTMENT OF ECONOMIC OPPORTUNITY
DIVISION OF INFORMATION TECHNOLOGY
AND
DIVISION OF WORKFORCE SERVICES**

FISCAL YEAR 2021-2023

QUARTER 4

PREPARED ON 5/03/2022

TABLE OF CONTENTS

SECTION 1 — OVERALL PROJECT PLAN 3

I. PROJECT CHARTER 3

 A. PROJECT OBJECTIVES AND BUSINESS BENEFITS 3

 B. CRITICAL SUCCESS FACTORS..... 3

 C. KEY DATES 3

 D. MAJOR DELIVERABLES 3

 E. MAJOR MILESTONES..... 4

 F. KEY STAKEHOLDERS 4

 G. SIGNIFICANT PROJECT ASSUMPTIONS AND CONSTRAINTS 4

II. WORK BREAKDOWN STRUCTURE..... 5

III. RESOURCE LOADED PROJECT SCHEDULE 6

IV. PROJECT SPENDING PLAN 6

V. PROJECT ORGANIZATION AND METHODOLOGY 7

 A. PROJECT ORGANIZATIONAL CHART 7

 B. PROJECT ROLES AND RESPONSIBILITIES 8

 C. PROJECT MANAGEMENT METHODOLOGY 9

VI. BUSINESS PROCESS ORGANIZATIONAL CHANGE MANAGEMENT PLAN 18

VII. PROJECT RISK MANAGEMENT PLAN 19

VIII. CAPACITY PLAN 19

SECTION 1 — OVERALL PROJECT PLAN

I. Project Charter

The .NET and ORM Upgrade project will establish a solid architectural basis in support of the Reemployment Assistance Claims and Benefits Information System’s (System) continuous modernization by upgrading the Reemployment Assistance application to the latest version of the .NET Framework and defining a new architecture based on .NET Core and Web API framework for the modernized System. This project also upgrades the Object Relational Mapping (ORM) software to the most current version.

A. Scope Statement

Complete planning for the .NET upgrade to Framework 4.8, readiness activities, and migrate Reemployment Assistance infrastructure from the State Data Center and Winter Haven Disaster Recovery sites to a Cloud Service Provider using an IaaS hosting model; implement an improved document and generation management solution; transition to a cloud-based IVR solution.

B. Project Objectives and Business Benefits

Project Objective	Business Benefit
Upgrade the .NET framework from the current level to .NET 4.8.	<ul style="list-style-type: none"> Mitigate technical risks and issues associated with the older framework
Migrate all older .NET framework to the newer framework.	<ul style="list-style-type: none"> The updated .NET 4.8 framework will allow the continuous moderation of the .NET core and the API framework.
Upgrade the ORM to the most current software	<ul style="list-style-type: none"> The updated ORM will allow improved object mapping in incompatible and compatible systems.

C. Critical Success Factors

- Migration to the updated .NET 4.8 framework
- Implementation of the upgraded Object Relationship Mapping

D. Key Dates

Key Date	Importance and Relevance to the Project

E. Major Deliverables

Major Deliverable	Deliverable Description
Upgrade .NET framework for the System	Implement new .NET 4.8 framework
Upgrade .NET framework for FIRRE	Implement new .NET 4.8 framework
Upgrade .NET framework for TOP	Implement new .NET 4.8 framework

Major Deliverable	Deliverable Description
Upgrade .NET framework for DARS	Implement new .NET 4.8 framework
Upgrade Utilities Projects (High Priority)	Implement new .NET 4.8 framework
Upgrade Utilities Projects (Low Priority)	Implement new .NET 4.8 framework
Test for compatibility with upgraded .NET framework (LLBLGen)	Implement new .NET 4.8 framework
Upgrade the ORM	Implement the new ORM

F. Major Milestones

Major Milestone	Milestone Description
Initiation Phase Complete	All initiation activities completed
Planning Phase Complete	All Planning activities completed
Execution Phase Complete	In Progress
Monitoring and Controlling Phase Complete	In Progress
Closing Phase Complete	Pending

G. Key Stakeholders

Key Stakeholder	Project Interest
Dane Eagle	Secretary, Department of Economic Opportunity
Adrienne Johnston	Deputy Secretary, Workforce Services, Department of Economic Opportunity
Ed Wynn	Chief Information Officer, Department of Economic Opportunity
Allyce Moriak	Chief Financial Officer, Department of Economic Opportunity

H. Significant Project Assumptions and Constraints

Project Assumptions

1. All identified funding is available.
2. The identified system requirements are correct and complete.
3. The assigned development resources possess relevant knowledge and skills to complete the identified tasks.
4. All the people involved at the beginning of the project will remain working on the project until the project is completed.
5. Members of the project team will have access to the necessary tools, hardware, and materials necessary to complete the identified tasks.
6. All relevant stakeholders will attend required status meetings. However, there may be instances where some stakeholders are unavailable to attend.

7. The project sponsor will be responsive and prepared to make decisions regarding the project cost, scope, and schedule.

Project Constraints

1. None at this time

II. Work Breakdown Structure

WBS	Task Name
1	.NET upgrade to 4.8 framework- ORM upgrade
1.1	Initiation
1.1.1	Determine Azure Environment
1.1.2	ORM
1.1.2.1	Purchase ORM licenses
1.1.2.2	Update, Deploy, and Test
1.1.3	.NET Framework
1.1.3.1	Initiate a review of the current .NET Framework
1.1.3.2	Review and Approve Final Proposal to .NET 4.8 Framework
1.1.3.3	Upgrade Plan
1.1.3.4	License Update and Upgrade
1.1.4	ORM
1.1.4.1	Decide on Development timeline
1.1.4.2	Conversion & Upgrade
1.2	Determine Staff Aug Resources
1.3	Planning
1.3.1	Determine the upgrade of the .NET framework
1.3.3	Application, .NET Framework
1.3.3.1	Determine level of refactoring
1.3.5	ORM
1.3.5.1	Meet with Vendors to Discuss Options for the upgrade
1.3.6	Procure Staff Aug Resources
1.4	Execution
1.4.2	Application
1.4.2.1	Upgrade .NET framework from 4.0 to 4.8 for the System
1.4.2.2	Upgrade .NET framework from 4.0 to 4.8 for FIRRE
1.4.2.3	Upgrade .NET framework from 4.0 to 4.8 for TOP
1.4.2.4	Upgrade .NET framework from 4.0 to 4.8 for DARS
1.4.2.5	Upgrade utilities projects (high priority)
1.4.2.6	Upgrade utilities projects (low priority)
1.4.2.7	Test for compatibility with upgraded .NET framework (LLBLGen)
1.4.3	ORM

1.4.3.1	Upgrade the ORM to the latest version
1.4.4	Testing .NET and ORM Upgrades
1.4.4.1	Implement Testing of the new .NET Framework
1.4.4.2	Implement testing of the new ORM software

III. Resource Loaded Project Schedule



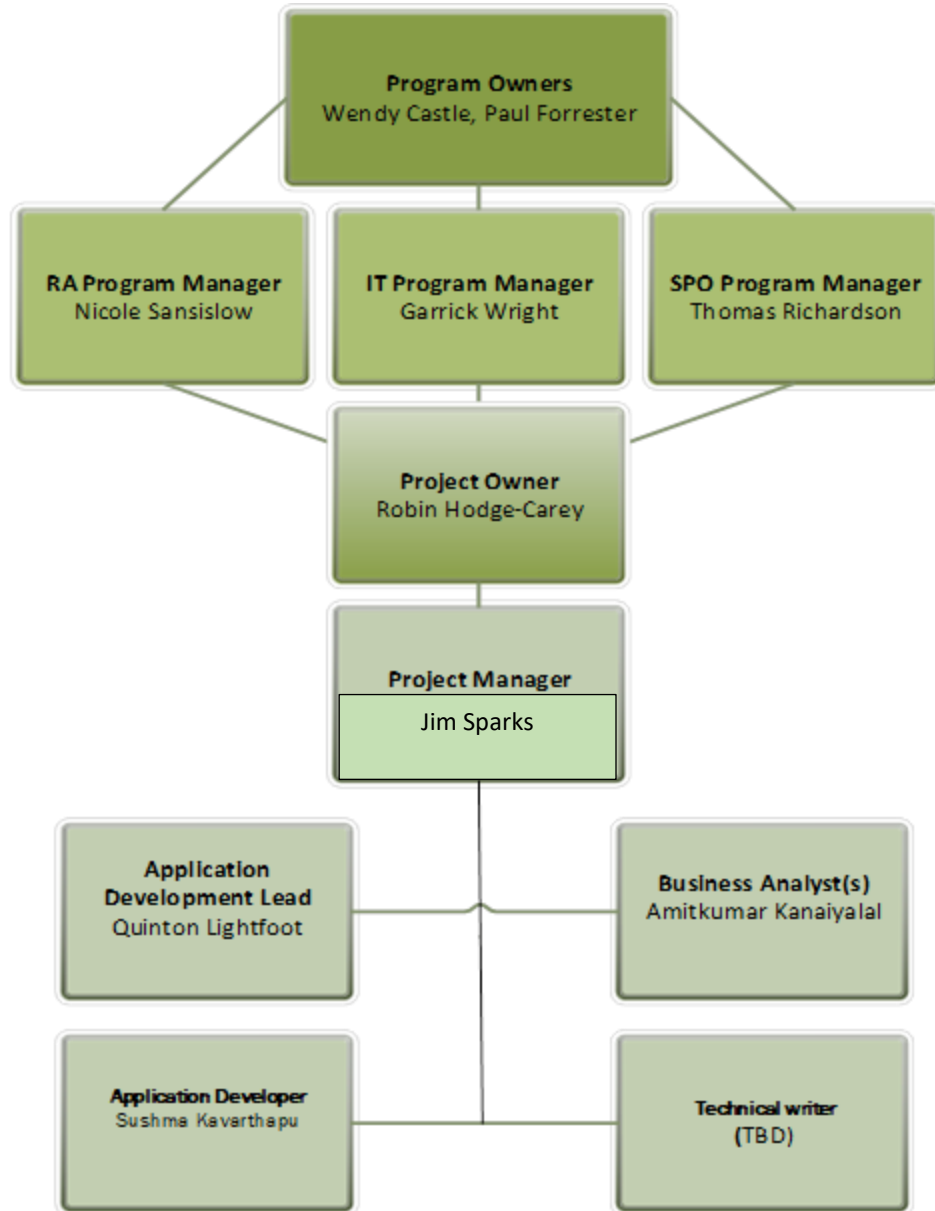
04 DEO .NET-ORM
Project Schedule.pdf

IV. Project Spending Plan

Complete the project spending plan Excel worksheet and include the file as part of the OWP. Explain in this section the details provided in the spending plan.

V. Project Organization and Methodology

A. Project Organizational Chart



I. Project Roles and Responsibilities

Project Role	Resource Name	Responsibilities
Executive Sponsor	Adrienne Johnston	<ul style="list-style-type: none"> • Provide guidance on overall strategic direction • Advise the Strategic Planning Office and project manager of risks that may impact the project • Facilitate resolution of significant issues in the project • Review and sign off on key milestones
CIO	Ed Wynn	<ul style="list-style-type: none"> • Provide guidance on overall strategic direction • Advise the Strategic Planning Office and project manager of risks that may impact the project • Facilitate resolution of significant issues in the project • Review and sign off on key milestones
Strategic Planning Office	Vendor	<ul style="list-style-type: none"> • Monitor project progress • Provide guidance and support to project manager and project team members
Project Manager	Jim Sparks	<ul style="list-style-type: none"> • Manage all aspects of the project and ensure compliance with PMP • Monitor project progress and schedule adherence • Complete all documents related to the project • Identify and manage risks according to the PMP
Business Lead	Wendy Castle	<ul style="list-style-type: none"> • Review deliverables and project documents, identifying any deficiencies • Review and approve deliverables • Review and approve RFCs

Project Role	Resource Name	Responsibilities
Technical Lead	Quinton Lightfoot	<ul style="list-style-type: none"> Review deliverables and project documents, identifying any deficiencies Review and approve deliverables Review and approve RFCs
Functional Team	Quinton Lightfoot Robin Hodge Carey Amit Kanaiyalal	<ul style="list-style-type: none"> Contribute subject matter expertise Complete assigned project tasks in accordance with the Project Schedule Identify risks and issues to the Project Managers in accordance with the Risk and Issue Management section of this PMP Assist the Project Managers in responding to risks and issues Assist the Project Manager in evaluating change requests
Technical Team	Sushma Kavarthapu Prafull Konde Nahed Kadih William Brito Siddartha Bolisetty	<ul style="list-style-type: none"> Contribute subject matter expertise Complete assigned project tasks in accordance with the Project Schedule Identify risks and issues to the Project Managers in accordance with the Risk and Issue Management section of this PMP Assist the Project Managers in responding to risks and issues Assist the Project Manager in evaluating change requests

J. Project Management Methodology

DEO will use a project management methodology in compliance with project management standard rule 60GG-2 F.A.C., project requirements and department experience with similar engagements. Predictability, accountability, and flexibility are key elements that must be embraced by the overall project management approach to ensure DEO’s satisfaction and project success. Successful project management must include active and visible leadership, multiple controls and checkpoints with measurable outcomes, and engagement with all stakeholders. DEO believes strong project management is critical throughout the life of any successful project.

For this project, DEO’s project management will include the following specific elements, in

addition to our standard methodology:

- The project management team will advise leadership on areas of concern and will propose solutions to mitigate risk.
- Vendors will respond to inquiries or requests from DEO within one business day from receipt.
- In the case where additional time is needed for a task, vendors will provide an estimate, which must be approved by the DEO Project Manager.
- At the end of the contract, vendors will provide final copies of all reports in electronic format for archive purposes.

DEO's project management approach will utilize the technical skills, tools, and techniques needed to succeed, as well as the dedication to accountability, resource commitment, and organizational focus. Project success will be the result of active communication among all individuals, understanding everyone's role in the project, and clear delineation of responsibilities.

DEO believes successful project management hinges on the following:

- Clearly established project goals and requirements
- Ongoing assessment of quality against established standards
- Constant measurement of success against established deliverables and milestones
- Personal presence and commitment of key project leadership
- Proactive identification and communication of risks and issues

Quality Management Plan

The Quality Management Plan ensures work is complete and meets or exceeds an adequate level of quality of the deliverables. All members of the project team will play a role in quality management, and it is critical the team ensures work is completed according to DEO standards for quality acceptance.

Project Quality Management activities will ensure project documents meet agreed upon standards, work is performed efficiently, project practices conform to recommended project standards and deficiencies are identified and corrective action taken.

Quality Management Approach

Managing quality includes four major processes:

- **Quality planning (QP):** Completeness and correctness criteria define what it means for a project document to be complete and correct. The project team will establish completeness and correctness criteria. Specific criteria for the quality of Contract Deliverables will be documented in the contract and managed by the Contract Manager, program team and Project Manager.
- **Quality assurance (QA)** refers to the process used to create project documents, not the deliverables themselves. The Project Team will perform QA activities for the project weekly. The project manager may make changes to processes as necessary; changes will be communicated to the appropriate stakeholders.
- **Quality control (QC):** Performing Quality Control (QC) involves monitoring specific project results to determine whether they comply with relevant quality standards and

identifying ways to eliminate causes of unsatisfactory results. The Strategic Planning Office (SPO) will perform (QC) activities to verify project management and documents are of high quality. If the SPO determines a project document to be complete, it will be presented to the Project Team at the following Status Meeting.

- **Quality improvement (QI):** The Project Manager is responsible to implement corrective actions based on the results of the quality management processes. These may include changes to project management processes; required training for stakeholders; updating performance metrics, etc.

Communication Management Plan

Communication management seeks to provide a comprehensive framework for all communication necessary to keep stakeholders informed about the project’s direction and status. The project communication plan is to clearly identify the status of compliance efforts and to communicate the progress made in achieving a successful project outcome. The purpose of this plan is to communicate pertinent information related to discovery, design, and documentation in a clear and concise manner to the client, stakeholders, and the project team.

Communication Plan

The communication plan is designed to provide the right information, at the right level, to the right audience, at the right time. The plan addresses key audiences, messages, frequency, and methods of communication.

This plan, depicted in Table 1 below, describes the various forms of communication, appropriate channels of communication, and target audiences for this project. The communication matrix identifies the different tools that will be used to guide the planning for communication about the project to various audiences and purposes. It should be considered a general guide for the effective dissemination of information that is received, understood, and utilized by the target audiences for successful completion of the project. This communication matrix will be customized for each project to reflect the various communication forms, frequencies, and audiences that will actually be used during the course of the project and to ensure communication channels are properly maintained throughout the project and updated if communication needs to change.

Item	Purpose	Format	When/ Frequency	Type	Initiator	Recipient	Feedback
Project Meeting	Provide and discuss project tasks, issues, risks, action items	Meeting/Face to face or virtual)	Daily/ Weekly as needed	Mandatory	Project Manager	Project Team	Meeting Minutes
Status Report	Provide detailed information on the progress of the project against the plan	Email	Weekly/ Monthly/ Quarterly	Mandatory	Project Manager	Project Team/SPO Program Manager	Verbal and follow-up email
SPO Status Meeting	Review the status report, resolve issues, and make decisions	Meeting	Weekly	Mandatory	Project Manager	SPO Program Manager	Verbal and follow-up email

Project Deliverables	Provide deliverables to DEO for review	Email	Per project schedule	Mandatory	Project Manager	SPO Program Manager/ Project Team members	Written vetted, consolidated, and actionable comments
Deliverable Review Feedback	Provide vetted, consolidated, and actionable written comments	Email	Per project schedule	Mandatory	SPO Program Manager	Project Manager/ Project Team Members	Written/ email follow-up using Deliverable Review Comment Form
Deliverable Review Walkthrough	Confirm mutual understanding of desired deliverable changes	Meeting	As needed	Informational	Project Manager	Program Managers/ Project Owners	Verbal or written
Work Session	Gather information from subject matter experts	Meeting	Per project schedule	Mandatory	Project Manager	Update subject matter experts (only if the SPO Project Manager has the approved communication)	Verbal and follow-up email
Work Session Follow-up	To answer questions or clarify information gathered	Email	As needed	Informational	Project Manager	Provide subject matter experts (only if SPO Project Manager has approved the communication)	Verbal or email follow-up
Online Survey	Gather information from subject matter experts (former providers)	Email	Per project schedule	As needed	Project Manager	Subject matter experts (only if SPO Project Manager has approved the communication)	Verbal or email follow-up
Project Issues	Documentation of project issues	Issue Log Entry	As needed	Mandatory	Any Stakeholder	Project Owner/ Project Manager	Written/ email follow-up
Project Issues Escalation	To resolve project issues	Email	As needed	Mandatory	Project Manager	SPO Program Manager	Written/ email follow-up
Change Requests	Document project changes to scope of work	Change Request Form	As needed	Mandatory	Change Initiator	Project Manager/ Change Owner/ Change Analyst/ CCB	Written/ email follow-up
Project Closeout and Lessons Learned	Formal project closeout meeting	Email	Per project schedule	Mandatory	SPO Project Manager	All Stakeholders	Written/ email follow-up

Weekly Status Reporting

Vendors will be required to submit status reports throughout the project at several levels. The primary source of status information is the weekly written status report, which will communicate at minimum, the following information.

- **Project Status.** This section depicts the project status at a summary level using a red/yellow/green method supported by two to three essential questions that are answered to determine summary status. The red/yellow/green method is not meant to be a grading system but instead it is a way to easily identify the areas of the project that need the most attention in order to make the project successful.
- **Overview of Project Progress.** This section describes significant accomplishments achieved in the reporting period.
- **Overall Status.** This section provides a high-level overview of whether the project is on schedule, on budget, and on scope. A yellow or red status should be explained here in detail.
- **Project Milestones, Deliverables, and Latest Tasks.** This section contains the major deliverables of the project, their planned and actual completion dates, and their status.
- **Risks, Action Items, Issues, and Decisions.** This section will link to the project risk, action item, issue, and decision tracking tool. The project tracking tool contains all items tracked during the project.

Project Tracking

This section describes the “RAID” methodology for tracking risks, action items, issues, and decisions. DEO will follow a centralized approach that minimizes miscommunication or misinformation among project stakeholders. The Department will diligently maintain a project tracking log for each project, and a master log for the System Modernization project overall, a Microsoft Excel workbook with multiple tabs intended to capture the details and the latest attributes of items tracked by Project Managers.

VI. *Business Process Organizational Change Management Plan*

This project will follow the organizational change processes outlined in the RA Modernization Program Organizational Change Management Plan.

The master copy of this document is available in the [RA Modernization Program Library](#) in the Central Repository.

The role of the Organizational Change Management plan (OCM) within an individual project under the RA Modernization Program is to help plan for and manage the people side of the project. OCM focuses on identifying, preparing and managing a wide array of internal and external stakeholders, employees and customers that will be impacted by the new solution. It is good for those stakeholders to feel informed, prepared, trained and ready to participate in a successful implementation. It is beneficial for employees to adopt new skills and develop new capabilities and to value and appreciate the features that the new technology offers.

VII. Project Risk Management Plan

Project Risk Management

This project will follow the risk management processes outlined in the RA Modernization Program Risk Management Plan.

The master copy of this document is available in the [RA Modernization Program Library](#) in the Central Repository.

The risk management process helps the project team anticipate and respond to emerging risks throughout the duration of the project. The risk management process occurs throughout all phases of the project, from planning through execution and closeout. Project risks are logged and tracked in the Project Log Workbook (RAID Logs).

Figure 2 below illustrates the major activities associated with the key risk management process.



Figure 2: RA Modernization Program Risk Management Process

Action Items

Action items are unplanned tasks that occur during a project that are too small to be added to the schedule. These items must be within the scope of the project and are often tasks that support scheduled tasks, issue resolution, risk management, or some other aspect of the project. The action item log is created and maintained as part of the project tracking log.

Action items will be managed in the following manner:

- During status meetings, any stakeholder can raise an action item for discussion.
- The Project team will discuss the action item and determine if it warrants being monitored in the action item log.
- The project manager will enter the item in the log.

- The team will set the priority for the action item (high/medium/low), assign an action item owner, and set a planned completion date.
- At each subsequent status meeting, the action item(s) will be reviewed until they can be closed.

Issue Management

This project will follow the issue management processes outlined in the RA Modernization Program Issue Management Plan.

The master copy of this document is available in the [RA Modernization Program Library](#) in the Central Repository.

An issue is an immediate problem that needs resolution. Acknowledging and addressing issues quickly ensures that they do not impact the scope of the project. Project issues are logged and tracked in the Project Log Workbook (RAID Logs).

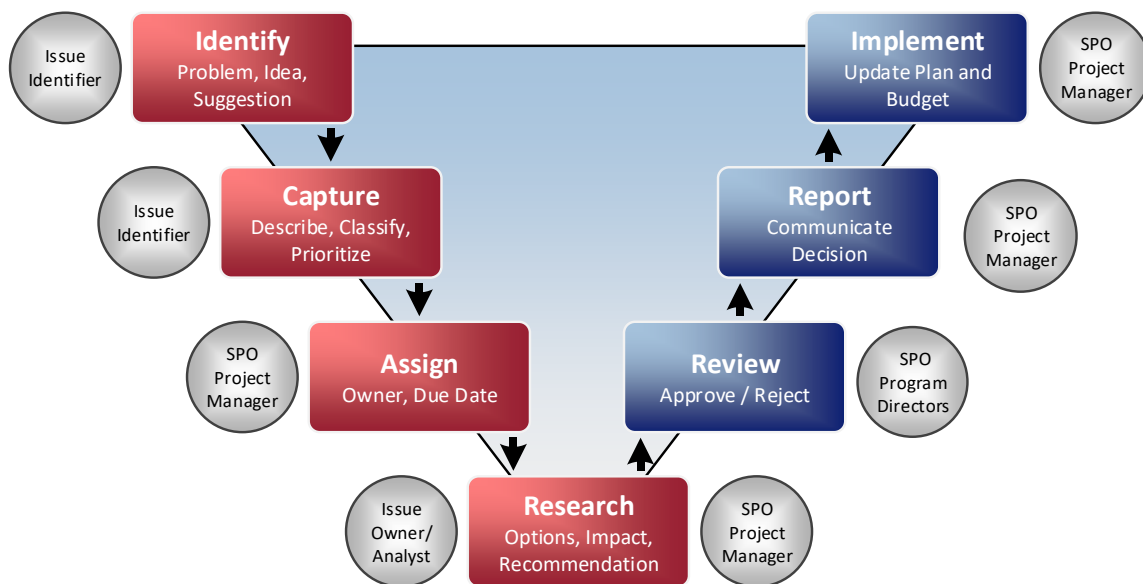


Figure 3: RA Modernization Program Issue Management Process

Decisions

Decisions are leadership answers to questions that arise during the project. The decision log is created and maintained as part of the project tracking log.

Decisions will be managed in the following manner:

- During status meetings, any stakeholder can raise a question that requires a decision.
- If the team determines a decision needs to be made, the project manager will enter it in the decision log.
- The team will discuss the impact to the project, assign a decision maker, and set a date for when the decision is needed.

- At each subsequent status meeting, the decision item(s) will be reviewed until they can be closed.

Change Management

This project will follow the change processes outlined in the RA Modernization Program Change Management Plan.

The master copy of this document is available in the [RA Modernization Program Library](#) in the Central Repository.

The *RA Modernization Change Management Plan*, defines the approach and provides the processes for initiating, defining, researching, evaluating, reviewing, prioritizing, managing cost, approving or rejecting the change requests (CRs), and communicating the status of the change that may affect the success of the SDLC DevOps project.

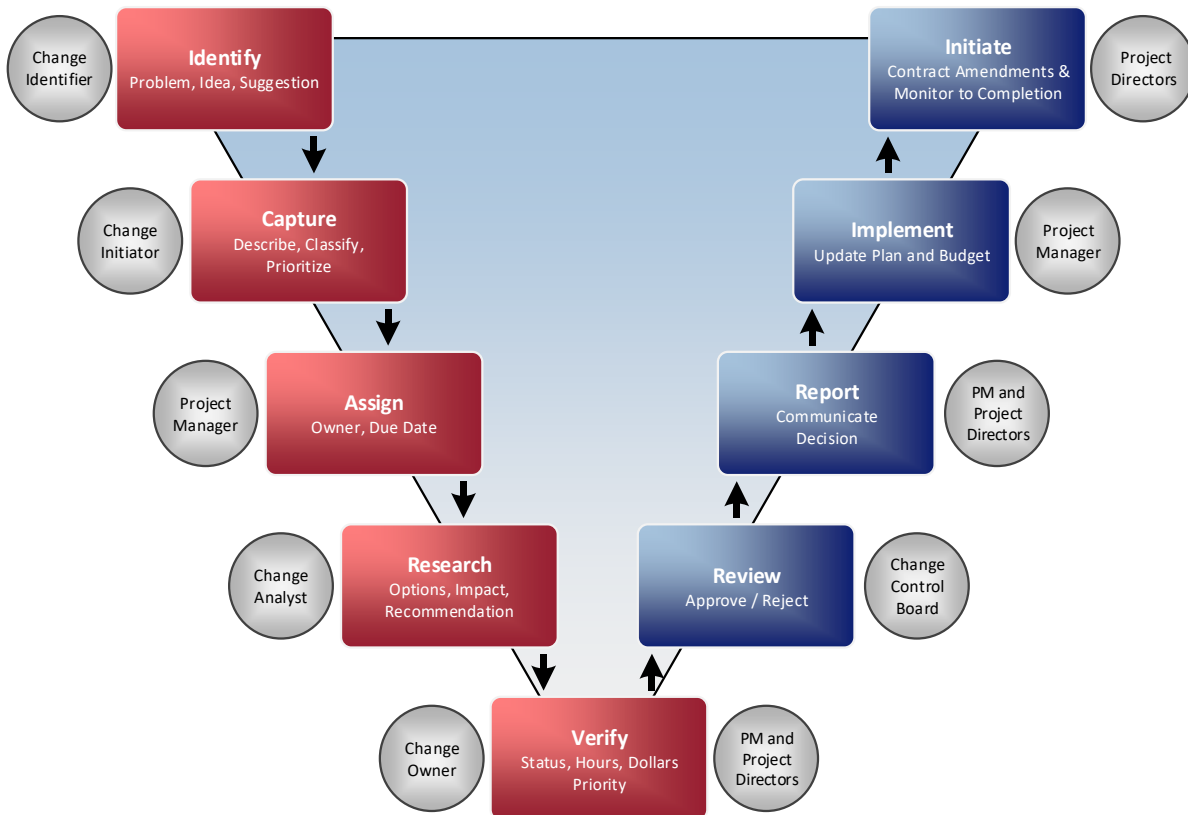


Figure 4:RA Modernization Program Change Management Process

Schedule Maintenance

The project schedule maintenance is an on-going activity that tracks the work performed, the timeframes for when the work has been or will be completed and progress against the baseline work estimates and timelines. To effectively track the program progress, the project schedule is kept current, and reflects all work that needs to be performed, in accordance with the RA Modernization Program Schedule Management Plan.

If a change to the project schedule or scope is needed, the Project Manager may pursue a change request as described in the [RA Modernization Change Management Plan](#).

Procurement Management

The Procurement Management Plan seeks to outline how the project will procure resources necessary to complete the project objectives. It defines the procurement methodology for this project, lays out the process for managing procurement throughout the life of the project, and will be updated if project needs change. This plan identifies and defines the goods and services to be procured, the types of contracts to be used in support of this project, the contract approval process, and the decision criteria. The importance of coordinating the procurement activities, establishing firm contract deliverables, and metrics in measuring procurement activities is included in the following subsections.

Procurement Management Approach

The DEO Purchasing Office and any vendors contracted for procurement assistance will provide oversight and management along with the Project Manager for all procurement activities under this project. The Project Manager will work with the project team to identify all items to be procured for the successful completion of the project. The Department Strategic Planning Office (SPO) will then review any procurement requests prior to approving the development of procurement documentation.

Procurement Definition

The following table will be completed to record any procurement goods and/or services determined to be essential for any RA Modernization project's completion and success. The Project Manager and/or SPO must approve any procurement before inclusion in this table.

Procurement	Description	Justification	Needed By

Cost Management

The tables below will be completed and used to define and track project costs during each specific RA Modernization Project.

Cost Management Plan				
Category	Description	Frequency	Deliverable	Cost

Column	Definition
Category	Type of expense
Description	Description of expense
Frequency	Describe whether the expense is annual or recurring or a onetime expense
Deliverable	List the deliverable associated with the expense
Cost	List the total expense in dollars e.g. \$0.00

Staffing Management

The purpose of this section is to outline how the project is to manage staffing requirements and resource tasks appropriately. This project plans to procure additional staffing through “Staff Augmentation” contracts. The needs for each individual project have been estimated before the project and will be refined during requirements gathering and procurement of services.

Quality Management

Quality Management details the processes to ensure quality services and deliverables. DEO will use disciplined processes and inspections to confirm quality throughout the life of the project. These inspections are performed at key points in the creation and review of documents and confirmation of the value of services the Project Team provides. Quality Management includes two components, Deliverable Quality Control and Services Quality. The purpose of this section is to provide instructions on these processes. DEO commits to the highest quality in project execution and project team members’ performance. To achieve a positive outcome, these processes will be carried out, so expectations are understood, aligned, and met.

VIII. Business Process Organizational Change Management Plan

This project intends to improve the delivery, execution, security, or convenience of DEO’s lines of business through the implementation of modern processes and tools based on industry best practices and frameworks.

The project team aims to maximize communication, engagement, adoption, and performance of these new processes, roles, and responsibilities through a combination of tools, templates, and techniques such as:

- Stakeholder identification and engagement plans
- Process identification and improvement plans
- Educational assessment and training plans
- Change risk assessment
- Change Advocate networks
- Change Management
- Business Relationship Management
- IT Service Management

IX. Project Risk Management Plan

Identified in above Project Management Approach section.

Risk Description/Impact	Probability of Occurrence (high, medium, low)	Risk Tolerance (high, medium, low)	Mitigation Strategy	Assigned Owner
Hurricane impacting the state delays the schedule	Low	High	Adjust schedule accordingly	PM
Necessary tools, hardware, or materials need to be procured for the successful completion of the project.	Medium	Medium	Identify needs early on and involve management and budget staff throughout engagement	PM
Insufficient knowledge transfer of new process	Medium	Medium	Involve impacted staff throughout engagement to increase participation and knowledge of new processes	PM

X. Capacity Plan

Projected requirements are expected to decrease significantly due to the significant capacity added because of COVID. Once the claim volume starts to go down as the claims volume decreases, capacity can be reduced. Also moving to an auto-scaling configuration will additionally reduce needed capacity.



OPERATIONAL WORK PLAN FOR SOA AND API LAYER

**FLORIDA DEPARTMENT OF ECONOMIC DIVISION OF
INFORMATION TECHNOLOGY
AND
DIVISION OF WORKFORCE SERVICES**

FISCAL YEAR 2021-2022

QUARTER 4

PREPARED ON 05/3/2022

TABLE OF CONTENTS

SECTION 1 – OVERALL PROJECT PLAN..... 3

I. PROJECT CHARTER..... 3

A. SCOPE STATEMENT3

B. PROJECT OBJECTIVES AND BUSINESS BENEFITS3

C. CRITICAL SUCCESS FACTORS.....4

D. KEY DATES4

E. MAJOR DELIVERABLES4

F. MAJOR MILESTONES.....4

G. KEY STAKEHOLDERS5

H. SIGNIFICANT PROJECT ASSUMPTIONS AND CONSTRAINTS5

II. WORK BREAKDOWN STRUCTURE..... 6

A. WBS.....6

B. WBS DATA DICTIONARY.....6

III. RESOURCE LOADED PROJECT SCHEDULE 7

IV. PROJECT SPENDING PLAN..... 7

V. PROJECT ORGANIZATION AND METHODOLOGY 7

C. PROJECT ORGANIZATIONAL CHART8

D. PROJECT ROLES AND RESPONSIBILITIES9

E. PROJECT MANAGEMENT METHODOLOGY 10

VI. BUSINESS PROCESS ORGANIZATIONAL CHANGE MANAGEMENT PLAN..... 10

VII. PROJECT RISK MANAGEMENT PLAN..... 11

VIII. CAPACITY PLAN 12

SECTION 1 – OVERALL PROJECT PLAN

I. *Project Charter*

As a part of the Reemployment Assistance (RA) Modernization Program, the SOA and API Layer project will establish a solid architectural basis in support of the continuous modernization by defining a new architectural basis on .NET Core and a service-oriented architecture (SOA) for the modernized Reemployment Assistance Claims and Benefits Information System (System). The SOA and API layer project will deliver improved scalability due to the service-oriented architecture allowing independent scaling of each service.

A. Scope Statement

In Scope

Phase 1A – Adopting New Technology

- Procure an application programming interface (API) layer product
- Secure technology dependent resources
- Install and configure API layer
- Test tools defined with API layer tool procurement
- Migrate and test proof of concept APIs
- ID and document any Enterprise Service Bus (ESB) requirements
- Document the resulting API architectural standard for lessons learned and the Incremental Customer Experience/User Experience Mobile-Responsive Transformation (CX/UX) project.

Phase 1B – Implementation

- Migrate select data interfaces
- Test migrated interfaces
- Deploy APIs
- Document lessons learned

Out of Scope

- Defining the final CX/UX configuration
- Non real-time web-based services

B. Project Objectives and Business Benefits

Project Objective	Business Benefit
Prepare an inventory of desired services based on the existing API capabilities	Preparatory step towards improved scalability allowing independent scaling of each service
Identify any other architectural requirements such as API Gateway usage	Preparatory step towards improved scalability allowing independent scaling of each service

Document the resulting architectural standard for enforcement during the CX/UX project	Clear direction for the CX/UX project
Develop a proof-of-concept implementation that demonstrates all architectural components	Clear direction for the CX/UX project
Migration of select real-time web-based services	Improved scalability and efficiency

C. Critical Success Factors

- Timely and high-quality achievement of major milestones/deliverables.
- Ability for remaining modernization efforts to utilize the API tools for their continued efforts.

D. Key Dates

Key Date	Importance and Relevance to the Project
01/11/2022	2022 Legislative Session begins
03/11/2022	2022 Legislative Session ends

E. Major Deliverables

Major Deliverable	Deliverable Description
Project Charter	Complete and submit a detailed project charter to DEO.
Project Management Plan	Complete and submit a detailed project management plan to DEO.
Weekly Status Meetings	Host weekly status meeting with DEO project team.
Weekly Status Reports	Provide weekly status reports to DEO project team
Tool Procurement	Procurement, installation, configuration, and testing of API toolset.
Requirements Traceability Matrix	Functional and technical requirements documented, validated, and verified
Proof of Concept	Migration and test of APIs in support of proof of concept.
Documentation	Documentation of ESB requirements and the API architectural standard. Documentation of lessons learned.
Select APIs for Migration	Migration and documentation of select web-based real-time APIs, dependent upon the duration and resource availability of the project

F. Major Milestones

Major Milestone	Milestone Description
Procurement of API Toolset	Procure API toolset for migration and development of APIs in support of the SOA not started

Major Milestone	Milestone Description
Identification and prioritization of APIs and Requirements	In progress
Execution Phase	Not started
Monitor and Controlling Phase	In progress

G. Key Stakeholders

Key Stakeholder	Project Interest
Adrienne Johnston	Deputy Secretary, Division of Workforce Services
Ed Wynn	Chief Information Officer
Wendy Castle	Program Owner
Paul Forrester	Program Owner
Nicole Sanislow	Project Sponsor
Robin Hodge-Carey	Project Sponsor
AJ Sellars	Project Owner

H. Significant Project Assumptions and Constraints

Project Assumptions

1. Personnel with sufficient expertise will be on-boarded and allocated to the execution of this project
2. The API development tool will be acquired within the available timeframe for the project
3. The ESB tool will be acquired within the available timeframe for the project

Project Constraints

1. Limited time and capacity of individuals assigned to assist in the completion of the major deliverables

II. Work Breakdown Structure

A. WBS

WBS	Task Name
1	SOA API Layer
1.1	Initiation
1.2	Initiation Phase complete
1.3	Planning
1.3.1	Planning Phase Start
1.3.2	Deliverable: Resource Plan
1.3.3	Resource Plan Complete
1.3.4	Deliverable: Project Schedule
1.3.5	Project Schedule complete
1.3.6	Deliverable: Project Management Plan
1.3.7	Project Management Plan complete
1.3.8	Deliverable: Project Budget
1.3.9	Project Budget complete
1.3.10	Deliverable: Project Spending Plan
1.3.11	Project Spending Plan complete
1.3.12	Requirements:
1.3.13	Conduct Lessons Learned Meeting
1.3.14	Deliverable: Planning Gate RCA Assessment
1.4	Planning Phase Complete
1.5	Execution
1.5.1	Execution Phase Start
1.5.2	Phase 1a - API Technology Adoption
1.5.3	Phase 1a - Complete
1.5.4	Phase 1b - Selective API Implementation
1.5.5	Phase 1b - Complete
1.5.6	Conduct Lessons Learned Meeting
1.6	Execution Phase complete
1.7	Monitoring and Controlling
1.7.1	Start Monitoring and Controlling
1.7.2	Manage Project Constraints and Proj Spec Prog Issues
1.7.3	Conduct Lessons Learned Meeting
1.8	Monitoring and Controlling Phase Complete
1.9	Project Closeout
1.9.1	Schedule Project Closeout Meeting
1.9.2	Deliverable: Project Closeout Report
1.9.3	Project Closeout Report complete
1.9.4	Conduct Knowledge Transfer
1.9.5	Conduct Project Closeout meeting
1.9.6	Conduct Lessons Learned Meeting
1.1	Closeout Phase complete

B. Work Breakdown Structure Data Dictionary

The details of the Work Breakdown Structure (WBS) are dependent upon completion of the RTM. The WBS data dictionary will be completed after completion of the RTM, for validation purposes.

III. Resource Loaded Project Schedule

The SOA and API Layer project is dependent on the procurement of API toolset/development product, which will be facilitated by the System and Software Integration (SSI) project vendor. The project will work closely with the SSI vendor to determine the best product for use.

Resources are currently independently loaded in ServiceNow, until such time that onboarding of API layer SMEs/technical resources (one system engineer and two developers) can be accomplished for this project. Accordingly, the project schedule is in an ideal state and will reflect resource loading at such time technical resources are made available to the project. In the interim, the assumption is that the API layer SMEs/technical resources will be 100% available to this project.

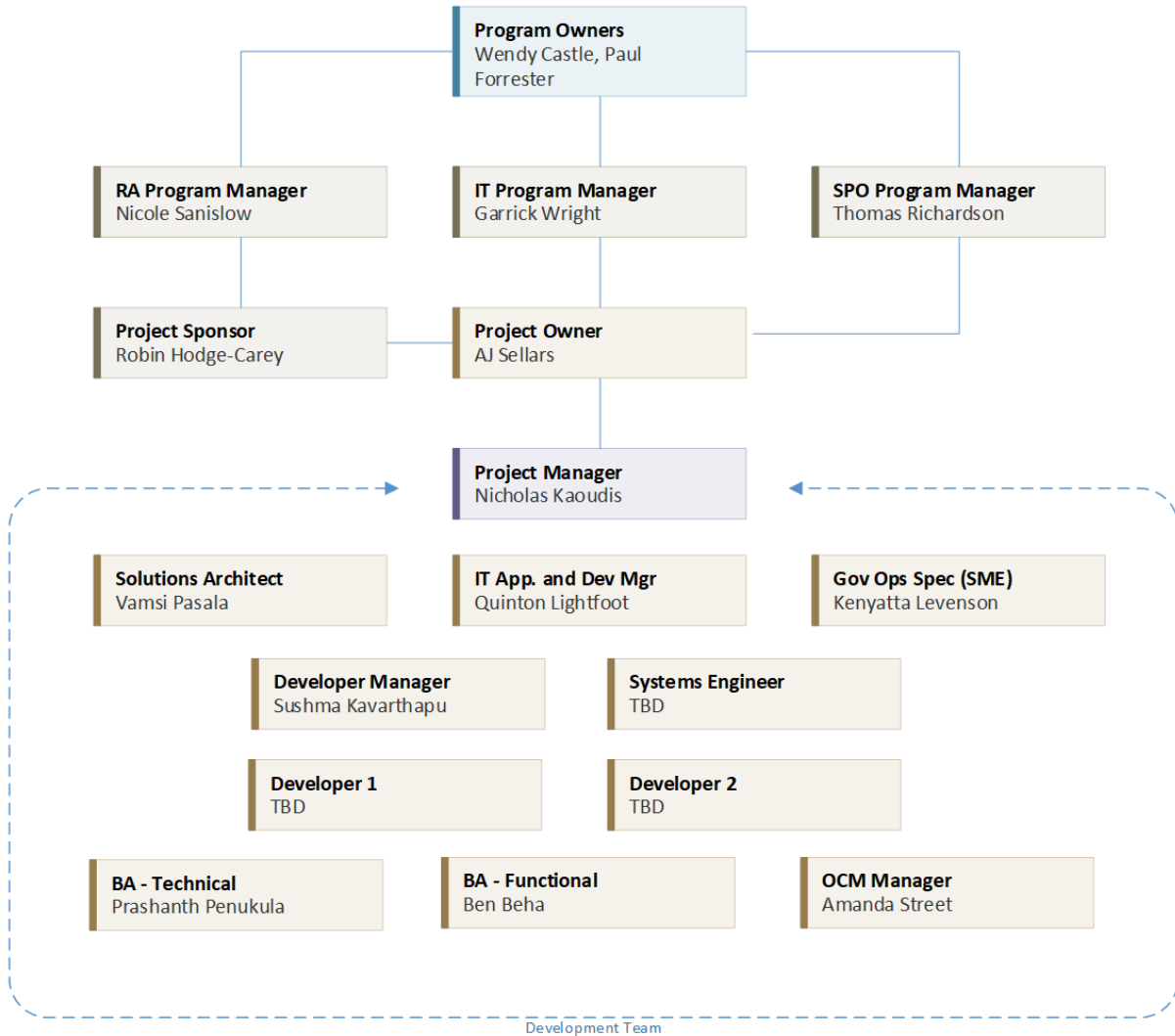
IV. Project Spending Plan

The SOA and API Layer project spending plan will be managed in ServiceNow.

V. Project Organization and Methodology

There are eight technical team members assigned to this project, along with one subject manager expert, and one project manager.

C. Project Organizational Chart



D. Project Roles and Responsibilities

Project Role	Resource Name	Responsibility
Program Owners	Paul Forrester Wendy Castle	<ul style="list-style-type: none"> • Deputy Chief Information Officer • Director, Reemployment Assistance Program
Project Sponsors	Nicole Sanislow Robin Hodge-Carey	<ul style="list-style-type: none"> • Responsible for making final decisions for project changes and closure • Review and approve deliverables • Review and approve RFCs
Project Owner	AJ Sellars	<ul style="list-style-type: none"> • Ensure project aligns with department strategy • Primary point of contact • Review and approve deliverables
Project Manager	Nicholas Kaoudis	<ul style="list-style-type: none"> • Manage all aspects of the project and ensure compliance with PMP • Monitor project progress and schedule adherence • Complete all documents related to the project • Identify and manage risks according to the PMP
Subject Matter Expert	Kenyatta Levenson	<ul style="list-style-type: none"> • Contribute subject matter expertise • Complete assigned project tasks in accordance with the project schedule • Identify risks and issues to the Project Manager • Lead Business Unit testing
Technical Team	Vamsi Pasala Quinton Lightfoot Sushma Kavarthapu Ben Beha Prashanth Penukula Systems Engineer Developer 1 Developer 2	<ul style="list-style-type: none"> • Creating requirements • Creating system documentation • Guides the technical development of the product and overseeing the design • Review deliverables and project documents, identifying any deficiencies • Review and approve deliverables • Responsible for the design and integration of the System rules into the product
Organizational Change Management	Amanda Street	<ul style="list-style-type: none"> • Advisory role, providing guidance on organizational change
Program Managers	Garrick Wright Tom Richardson	<ul style="list-style-type: none"> • Monitor project progress • Provide guidance and support to project manager and project team members • Provide allocation of resources

E. Project Management Methodology

DEO will use a project management methodology in compliance with project standard rule 60GG-2 F.A.C., product requirements, and DEO experience with similar engagements. Predictability, accountability, and flexibility are key elements that must be embraced by the overall project management approach to ensure DEO's satisfaction and project success. Successful project management must include active and visible leadership, multiple controls and checkpoints with measurable outcomes, and engagement with all stakeholders. DEO believes strong project management is critical throughout the life of any successful project.

For this project, DEO's project management will include the following specific elements, in addition to our standard methodology:

- The project management team will advise leadership on areas of concern and will propose solutions to mitigate risk.
- Vendors will respond to inquiries or requests from DEO within one business day from receipt.
- In the case where additional time is needed for a task, vendors will provide an estimate, which must be approved by the DEO Project Manager.
- At the end of the contract, vendors will provide final copies of all reports in electronic format for archive purposes.
- DEO's project management approach will utilize the technical skills, tools, and techniques needed to succeed, as well as the dedication to accountability, resource commitment, and organizational focus. Project success will be the result of active communication among all individuals, understanding everyone's role in the project, and clear delineation of responsibilities.

DEO believes successful project management hinges on the following:

- Clearly established project goals and requirements
- Ongoing assessment of quality against established standards
- Constant measurement of success against established deliverables and milestones
- Personal presence and commitment of key project leadership
- Proactive identification and communication

VI. *Business Process Organizational Change Management Plan*

This project intends to migrate existing web-based real-time APIs, that can be maintained by internal staff. The SOA/API layer project will deliver improved scalability due to the service-oriented architecture allowing independent scaling of each service and clear direction for the CX/UX modernization. To initiate this change, this project will follow the organizational change processes outlined in the RA Modernization Program Organizational Change Management Plan, which is in the RA Modernization Program Library Central Repository.

The role of the Organizational Change Management Plan (OCM) within the SOA API Layer project is to assist in planning for and managing the people side of the project. OCM focuses on identifying, preparing, and managing a wide array of internal and external stakeholders, employees, and customers that will be impacted by the new solution. It is useful for those stakeholders to be informed, prepared, trained, and ready to participate in a successful implementation. It is beneficial for employees to adopt new skills and develop new capabilities and to value and appreciate the features that the new technology offers.

VII. Project Risk Management Plan

This project will follow the [Risk Management Plan](#), captured within the Reemployment Assistance Program Management Plan. The Reemployment Assistance Modernization Program team follows a standard method for logging and categorizing issues, researching solutions, and communicating options and final recommendations. Project team members should actively contribute, as it is critical to timely decisions and moving past roadblocks. The buy-in of the project team, key team members and technical staff is critical to the success and ensures that the project team delivers a product in line with the project goals.

Key activities of the risk management process include:

- **Risk Identification** – Identifying risks that could potentially impact the project.
- **Risk Analysis** – Prioritize risks and assess the probability and consequence of the risk.
- **Risk Response Planning** – Prepare action plans to enhance opportunities or minimize threats to the program.
- **Risk Monitoring** – Execute action plans and evaluate their effectiveness, tracking, and reviewing residual risks and identifying new risks.

Risks are entered into Service Now for monitoring and management.

Risk Description/Impact	Probability of Occurrence (high, medium, low)	Risk Tolerance (high, medium, low)	Mitigation Strategy	Assigned Owner
RSK0001081 - 06 SOA API layer: Resource hiring constraint impact on project schedule	High	High	Reflect the resource plan indicated in the risk description in the project schedule, to inform the other dependent schedules within the program. Split the project into two phases: Phase 1a - Technology	Development Manager

Risk Description/Impact	Probability of Occurrence (high, medium, low)	Risk Tolerance (high, medium, low)	Mitigation Strategy	Assigned Owner
			adoption (sufficient to migrate a singular API as a "proof of concept implementation" and document the resulting architectural standards for CX/UX development); Phase 1b - API migration (per the charter, "... required APIs").	
RSK0001103 06 SOA_API Layer: Delay in API tool choice. RSK0001092 is an associated risk.	Moderate	Moderate	Possibility to mitigate, avoid, or transfer this risk is negligible, because the realization of this risk is dependent upon activities external to this project. Impact if the risk is realized: A two-week schedule slip.	Project Manager
RSK0001017 06: SOA API Layer: Project 30 days behind and scope has not been defined	Absolute	Absolute	Assign the project a PM to start gathering the planning phase details, open a CR to approve more time to the project and then move the project into execution.	Program Manager

VIII. Capacity Plan

This project does not involve the purchase/lease, configuration, and installation of significant computer hardware (more than 5% of project costs). For purposes of capacity planning, computer hardware includes servers, storage, and network infrastructure. Accordingly, a Capacity Plan is not required.



**OPERATIONAL WORK PLAN
FOR
SYSTEM AND SOFTWARE INTEGRATION**

**FLORIDA DEPARTMENT OF ECONOMIC OPPORTUNITY
DIVISION OF INFORMATION TECHNOLOGY
AND
DIVISION OF WORKFORCE SERVICES**

**FISCAL YEAR 2021-2022
QUARTER 4**

PREPARED ON 5/1/2022

TABLE OF CONTENTS

SECTION 1 – OVERALL PROJECT PLAN..... 3

I. PROJECT CHARTER..... 3

A. SCOPE STATEMENT..... 3

B. PROJECT OBJECTIVES AND BUSINESS BENEFITS 3

C. CRITICAL SUCCESS FACTORS 3

D. KEY DATES..... 4

E. MAJOR DELIVERABLES 4

F. MAJOR MILESTONES 5

G. KEY STAKEHOLDERS..... 5

H. SIGNIFICANT PROJECT ASSUMPTIONS AND CONSTRAINTS 5

II. WORK BREAKDOWN STRUCTURE 6

III. RESOURCE LOADED PROJECT SCHEDULE 7

IV. PROJECT SPENDING PLAN..... 7

V. PROJECT ORGANIZATION AND METHODOLOGY..... 8

A. PROJECT ORGANIZATIONAL CHART..... 8

B. PROJECT ROLES AND RESPONSIBILITIES..... 9

C. PROJECT MANAGEMENT METHODOLOGY 13

VI. BUSINESS PROCESS ORGANIZATIONAL CHANGE MANAGEMENT PLAN 17

VII. PROJECT RISK MANAGEMENT PLAN 18

VIII. CAPACITY PLAN 23

SECTION 1 — OVERALL PROJECT PLAN

I. Project Charter

A. Scope Statement

The System and Software Integration (SSI) vendor will provide analysis, oversight, monitoring, testing and assumes the responsibilities for the foundational technical platform and systems and software integration services necessary to develop and implement the Reemployment Assistance Claims and Benefits Information System’s (System) current and future infrastructure for modernization. These integration efforts will allow the Department of Economic Opportunity (Department) to secure services which can interoperate and communicate without relying on a common platform or technology. Connecting services, systems, and infrastructures and developing integration standards are the next steps for advancing the System’s maturity and System modularity for modernization.

Integration services include documenting the existing technical requirements and specifications of the System and an analysis of the existing technical requirements and specifications. The analysis will determine what technical requirements and specifications need to be improved to increase the effectiveness and efficiency of the System and assist the Department with acquiring software and hardware solutions that support the Reemployment Assistance Modernization Program. This shall include full evaluation of the Reemployment Assistance Information Technology program that relates to the System.

B. Project Objectives and Business Benefits

Project Objective	Business Benefit
Improved delivery of RA Benefits	Time to process claims is reduced
Improved functionality	Increased customer satisfaction and self-service alleviates dependencies on staffing
Improved system performance	System availability is improved Less regression testing Faster code delivery to production
A secure and scalable system with a sustainable system architecture	Reduction in capital expenditures

C. Critical Success Factors

- Improved customer experience/user experience (CX/UX).
- Implementation of a model that will serve Florida’s Reemployment Assistance needs for many years.
- Preserved continuity of Departmental operations and minimizing demands on Department staff.
- Implementation of an operations model that will serve the Reemployment Assistance program for the long term.

- Compliance with state and federal standards.

D. Key Dates

Key Date	Importance and Relevance to the Project
4/14/2022	Project Kick-Off Meeting
4/19/2022	Project Management Plan
4/19/2022	Staffing Plan
5/12/2022	Technology Selection Report
6/10/2022	Performance Benchmarks
6/10/2022	Architecture Change Control and Approval Processes Transition Plan
6/16/2022	Architectural Standards for Overall System Modernization
6/28/2022	Training and Requirements Management Plan
8/17/2022	To-Be Technical Requirements
9/14/2022	To-Be Technical Requirements Working Sessions
9/21/2022	Infrastructure Performance Requirements
10/13/2022	Final To-Be Technical Requirements Report
3/24/2023	Procurement Support
4/27/2023	Transition Plan
4/27/2023	Design Documentation
5/12/2023	Integration Testing
6/28/2023	Integration Services
6/30/2023	Project Closure

E. Major Deliverables

Major Deliverable	Deliverable Description
Deliverable 1	Project Kick-Off Meeting
Deliverable 2	Project Management Plan
Deliverable 3	Staffing Plan
Deliverable 4	To-Be Technical Requirements
Deliverable 5	To-Be Technical Requirements Working Sessions
Deliverable 6	Final To-Be Technical Requirements Report
Deliverable 7	Design Documentation
Deliverable 8	Infrastructure Performance Requirements
Deliverable 9	Requirements Management Plan
Deliverable 10	Architectural Standards for Overall System Modernization
Deliverable 11	Performance Benchmarks
Deliverable 12	Architecture Change Control and Approval Processes
Deliverable 13	Oversight and Monitoring of Modernization Projects
Deliverable 14	Integration Testing
Deliverable 15	Integration Services
Deliverable 16	Technology Selection
Deliverable 17	Procurement Support
Deliverable 18	Transition Plan

F. Major Milestones

Major Milestone	Milestone Description
Initiation Phase Complete	All initiation activities completed
Planning Phase Complete	All planning activities in progress
Execution Phase Complete	
Monitor and Controlling Phase Complete	
Closing Phase Complete	

G. Key Stakeholders

Key Stakeholder	Project Interest
Executive Workgroup	Program Governance/CCB
Paul Forerster	Program Owner/CCB
Wendy Castle	Program Owner/CCB
Thomas Richardson	SPO Program Manager
Garrick Wright	IT Program Manager
Nicole Sanislow	RA Program Manager
Mark Miller	Project Sponsor/Owner
Joe Lombardi	SSI Delivery Team Lead
Monique Emmanuel	SPO Project Manager
Vamsi Pasala/Roland Solvik/Mike George	DEO Enterprise Architects
Liz Agudo	DEO Compliance Officer
Falcon Street	Chief Information Security Officer
RA Modernization Project Managers	Project Managers

H. Significant Project Assumptions and Constraints

Project Assumptions

Vendor will create/recommend solutions that promote useability, product innovation, and scalability by using innovative concepts and that are suitable for a government environment with funding constraints.

Project Constraints

Design may be materially constrained by:

1. Governing provisions of federal or state laws and regulations
2. Requirement to reduce operating costs
3. A schedule constraint of June 2023

II. Work Breakdown Structure

WBS	Contract Deliverable Numbers	Task Name	% Complete	Duration	Start	Finish
0		Reemployment Assistance Modernization Program	1%	338 days	Wed 4/6/22	Fri 7/28/23
1		Program Startup and Plan	4%	311 days	Wed 4/6/22	Wed 6/21/23
1.1		Program Start	100%	0 days	Wed 4/6/22	Wed 4/6/22
1.2		Program Assets	11%	127 days	Wed 4/6/22	Tue 10/4/22
1.2.1	2.1.1	Deliverable 1 – Project Kick-Off Meeting	100%	11 days	Wed 4/6/22	Wed 4/20/22
1.2.2	2.1.2	Deliverable 2 – Project Management Plan	63%	18 days	Wed 4/6/22	Fri 4/29/22
1.2.3	2.1.3	Deliverable 3 – Staffing Plan	56%	18 days	Wed 4/6/22	Fri 4/29/22
1.2.4	2.2	Deliverable 4 – To-Be Technical Requirements	0%	39 days	Mon 4/25/22	Fri 6/17/22
1.2.5	2.2.2.c	Deliverable 5 – To-Be Technical Requirements Working Sessions	0%	20 days	Mon 4/25/22	Fri 5/20/22
1.2.6	2.2.2.f	Deliverable 6 – Final To-Be Technical Requirements Report	0%	18 days	Tue 5/10/22	Fri 6/3/22
1.2.7	2.3	Deliverable 7 – Design Documentation	0%	44 days	Wed 8/3/22	Tue 10/4/22
1.2.8	2.4	Deliverable 8 – Infrastructure Performance Requirements	0%	24 days	Mon 6/6/22	Fri 7/8/22
1.2.9	2.5.3	Deliverable 9 - Requirements Management Plan	0%	49 days	Wed 4/20/22	Tue 6/28/22
1.2.10	2.6.1, 2.6.2, 2.7.3	Deliverable 10 – Architectural Standards for Overall System Modernization	0%	32 days	Mon 5/23/22	Thu 7/7/22
1.2.11	2.9.3	Deliverable 18 – Transition Plan	0%	29 days	Wed 8/24/22	Tue 10/4/22
1.3	2.7	Integration Services	0%	311 days	Wed 4/6/22	Wed 6/21/23
1.3.1	2.7.5.b	Develop Technical Roadmap	0%	5 days	Wed 4/6/22	Tue 4/12/22
1.3.2	2.7.1	Confirm Inoperability of System & Modernization Projects	0%	198 days	Wed 8/3/22	Wed 5/10/23
1.3.3		Review & Govern Architecture & Technical Standards	0%	198 days	Wed 8/3/22	Wed 5/10/23
1.3.4	2.7.2	Deliverable 11 – Performance Benchmarks	0%	24 days	Mon 5/2/22	Fri 6/3/22
1.3.5	2.7.4	Deliverable 12 – Architecture Change Control and Approval Processes	0%	24 days	Wed 4/20/22	Mon 5/23/22
1.3.6	2.7.5, 2.7.8	Deliverable 13 – Oversight and Monitoring of Modernization Projects	0%	311 days	Wed 4/6/22	Wed 6/21/23
1.3.6.1		Bi-Weekly Status Reports	0%	228 days	Mon 8/1/22	Mon 6/19/23
1.3.6.2	2.7.5.c	Conduct Bi-Weekly Architectural Review Meetings	0%	306 days	Tue 4/12/22	Tue 6/20/23
1.3.6.3	2.7.5.c	Bi-Weekly Architectural Meeting Minutes	0%	228 days	Wed 8/3/22	Wed 6/21/23
1.3.6.4		Vendor Test Results	0%	214 days	Mon 8/8/22	Tue 6/6/23
1.3.6.5		Risks Identified During Oversight	0%	214 days	Mon 8/8/22	Tue 6/6/23
1.3.6.6	2.7.8.a	Create Risk Register	0%	1 day	Tue 8/9/22	Tue 8/9/22
1.3.6.7		Provide 3 Recommendations for SOA/API	0%	13 days	Wed 4/6/22	Fri 4/22/22
1.3.6.8		Provide 3 Recommendations for Rules Engine	0%	13 days	Wed 4/6/22	Fri 4/22/22
1.3.6.9		Provide 3 Recommendations for CX/UX	0%	5 days	Mon 4/25/22	Fri 4/29/22
1.3.6.10		Provide 3 Recommendations for Master Data Management	0%	5 days	Mon 4/25/22	Fri 4/29/22
1.3.7	2.7.6	Deliverable 14 – Integration Testing	0%	311 days	Wed 4/6/22	Wed 6/21/23
1.3.8	2.7.7.c	Deliverable 15 – Integration	0%	306 days	Wed 4/6/22	Wed 6/14/23
1.4		Assist with Technology Selection & Procurement	0%	55 days	Mon 5/16/22	Tue 8/2/22
1.4.1	2.8.2	Deliverable 16 – Deliverable 16 - Technology Selection	0%	40 days	Mon 5/16/22	Tue 7/12/22

1.4.2	2.8.4, 2.8.6	Deliverable 17 – Procurement Support	0%	50 days	Mon 5/23/22	Tue 8/2/22
2		Management of Program	0%	318 days	Wed 4/6/22	Fri 6/30/23
2.1		Provide Insurance Verification	0%	7 days	Wed 4/20/22	Thu 4/28/22
2.2		Architecture Reviews	0%	311 days	Mon 4/11/22	Mon 6/26/23
2.3		Schedule Management	0%	296 days	Fri 5/6/22	Fri 6/30/23
2.4		Contract Procurement Management	0%	294 days	Mon 5/2/22	Thu 6/22/23
2.5		Bi-Weekly Status Report	0%	316 days	Wed 4/6/22	Wed 6/28/23
2.6	I.N.7	Minority & Service-Disabled Veteran Business Enterprise Repot	0%	301 days	Mon 4/11/22	Mon 6/12/23
2.7	2.1.3.f	Update Staffing Plan (Quarterly, Monthly?)	0%	5 days	Mon 5/2/22	Fri 5/6/22
3		Projects	0%	338 days	Wed 4/6/22	Fri 7/28/23
3.1		Integration Project	0%	20 days	Wed 4/6/22	Tue 5/3/22
3.2		Cloud Migration	0%	255 days	Wed 8/3/22	Fri 7/28/23
3.3		Cloud Application Performance Management	0%	273 days	Fri 7/8/22	Fri 7/28/23
3.4		SDLC – DevOps	0%	47 days	Tue 5/24/22	Fri 7/29/22
3.5		.NET and ORM Upgrade	0%	83 days	Wed 8/3/22	Tue 11/29/22
3.6		SOA and API Layer	0%	47 days	Wed 6/22/22	Fri 8/26/22
3.7		Rules Engine	0%	47 days	Wed 6/22/22	Fri 8/26/22
3.8		Incremental CX / UX Mobile-Responsive Software Transformation	0%	213 days	Wed 8/3/22	Wed 5/31/23
3.9		Reemployment Assistance Help Center	0%	243 days	Wed 4/6/22	Fri 3/17/23
3.10		Data Warehouse	0%	281 days	Wed 4/6/22	Wed 5/10/23
3.11		Reporting Project	0%	95 days	Wed 8/31/22	Fri 1/13/23
3.12		Archival and Purge Project	0%	235 days	Wed 8/31/22	Fri 7/28/23
3.13		Master Data Management and Interoperability Project	0%	117 days	Wed 8/31/22	Tue 2/14/23
3.14		Security Architecture Review Services Project	0%	47 days	Wed 6/22/22	Fri 8/26/22
3.15		Identity Management and Access Control Project	0%	125 days	Wed 8/3/22	Fri 1/27/23
3.16		Security Architecture Audit Services Project	0%	235 days	Wed 8/31/22	Fri 7/28/23
3.17		Business Process Optimization Project	0%	49 days	Wed 6/22/22	Tue 8/30/22
3.18		SPO (revisit) Project	0%	255 days	Wed 8/3/22	Fri 7/28/23
3.19		SSI (Procurement) Project	0%	255 days	Wed 8/3/22	Fri 7/28/23
3.20		IV&V (Procurement COMPLETE) Project	0%	255 days	Wed 8/3/22	Fri 7/28/23
4		Project Closure	0%	10 days	Mon 7/17/23	Fri 7/28/23
4.1		Mutually Agree on Transition Date	0%	0 days	Mon 7/17/23	Mon 7/17/23
4.2		Conduct Transition	0%	10 days	Mon 7/17/23	Fri 7/28/23

III. Resource Loaded Project Schedule

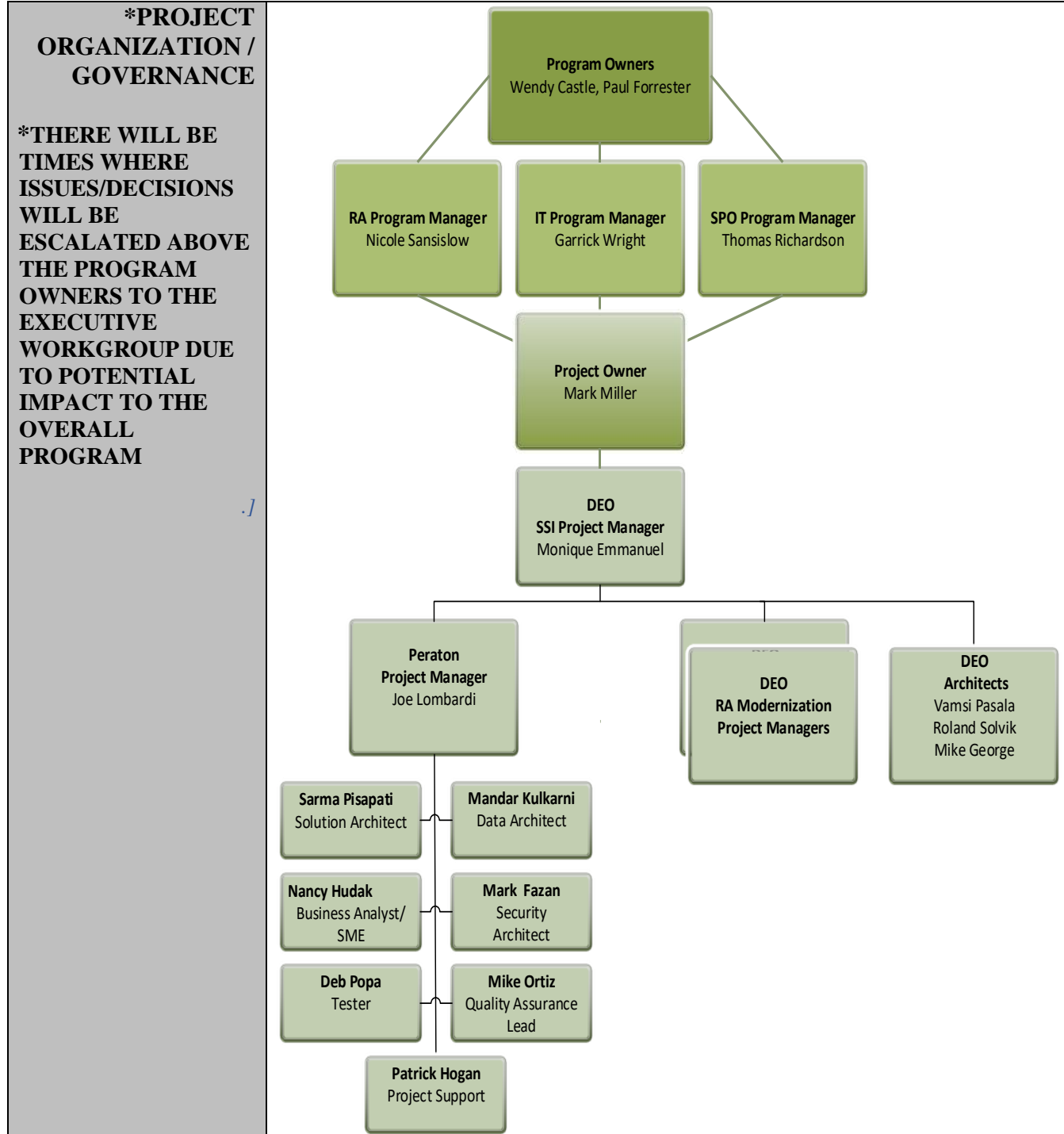
The Resource Loaded Project Schedule will be provided next month when the project schedule is approved by the Department.

IV. Project Spending Plan

Total	FY 2021/22	FY2022/23	FY 2023/24
\$4,012,861.04	\$80,724.19	\$913,819.02	\$2,986,214.32

V. *Project Organization and Methodology*

A. Project Organizational Chart



B. Project Roles and Responsibilities

Project Role	Resource Name	Responsibilities
Program Owners	Wendy Castle Paul Forrester	<ul style="list-style-type: none"> - Provide guidance on overall strategic direction - Advise the Strategic Planning Office and project manager of risks that may impact the project - Facilitate resolution of significant issues in the project
Program Managers	Garrick Wright Thomas Richardson Nicole Sanislow	<ul style="list-style-type: none"> - Provide guidance on overall strategic direction - Advise the Strategic Planning Office and project manager of risks that may impact the project - Facilitate resolution of significant issues in the project - Review and sign off on key milestones
Project Manager	Monique Emmanuel	<ul style="list-style-type: none"> - Manage all aspects of the project and ensure compliance with PMP - Monitor project progress and schedule adherence - Complete all documents related to the project - Identify and manage risks according to the PMP
Project Owner	Mark Miller	<ul style="list-style-type: none"> - Review deliverables and project documents, identifying any deficiencies - Review and approve deliverables - Review and approve RFCs
DEO Enterprise Architects	Vamsi Pasala Roland Solvik Mike George	<ul style="list-style-type: none"> - Contribute subject matter expertise - Complete assigned project tasks in accordance with the Project Schedule - Identify risks and issues to the Project Manager in accordance with the Risk and Issue Management section of this PMP - Assist the Project Manager in responding to risks and issues - Assist the Project Manager in evaluating change requests
SSI Delivery Team Lead	Joe Lombardi	<ul style="list-style-type: none"> - Responsible for managing System integration and modernization program operations. - Develops the program strategy, supporting business case and various enterprise-wide high-level project plans. - Ensures integration of projects and adjusts project scope, timing, and budgets as needed, based on the needs of the Department.

		<ul style="list-style-type: none"> - Communicates with Peraton and Department leadership, business leadership and IT Business Consultants to communicate program strategy, direction and changes. - Responsible for delivering all projects contained in the System modernization portfolio of projects on time, within budget and meeting the strategic and business requirements of the Department. - Responsible for tracking key program milestones and implementing adjustments to achieve Department objectives. - Partners with Departmental senior leadership to identify and prioritize opportunities for using IT to achieve the goals of the enterprise. - Develops and maintains the program management plans and schedule. - Serves as the single point of accountability for contract delivery and execution and Peraton staff.
<p>Solutions Architect</p>	<p>Sarma Pisapati</p>	<ul style="list-style-type: none"> - Responsible for providing senior level expertise on decision recommendations and priorities regarding the Department’s overall modernization initiative’s architecture. - Facilitates the establishment and implementation of standards and guidelines that guide the design of technology solutions including architecting and implementing solutions requiring integration of multiple platforms, operating systems, and applications across the program. - Reviews, advises, and designs standard software and hardware builds, system options, risks, costs vs. benefits and impact on the Department’s business process and goals. - Develops and documents the framework for integration and implementation for changes to technical standards. - Assists in the development of and manages an architecture governance process. Provides technical guidance to project team areas as appropriate. - Contributes to the development of requirements for the Department’s statements of work, reviews and evaluates vendor technical proposals, participates in source selection. - Tracks industry trends and maintains knowledge of new technologies to better serve the Department’s architecture needs.

Data Architect	Mandar Kulkarni	<ul style="list-style-type: none"> - Responsible for program-wide data design, balancing optimization of data access with batch loading and resource utilization factors. - Designs and oversees the construction of data architectures, operational data stores, and data marts. - Focuses on program-wide data modeling and database design. - Provides significant input in the design of program data architecture standards, policies and procedures for the modernization program, structure, attributes, and nomenclature of data elements, and applies accepted data content standards to technology projects. - Contributes to business analysis, data acquisition and access analysis and design, Database Management Systems optimization, recovery strategy, and load strategy design and implementation.
Business Analyst & Tester	Nancy Hudak	<ul style="list-style-type: none"> - Performs as the subject matter expert in unemployment compensation/insurance for the team. - Works closely with the Department, business analysts, and team members to understand business requirements that drive the analysis and design of quality technical solutions. - Involved in the full program life cycle and is responsible for designing, testing, implementing, maintaining, and supporting applications software that is delivered on time and within budget. - Participates in component and data architecture design, performance monitoring, product evaluation and buy vs. build recommendations. - Contributes to program procurement activities to include statement of work requirements, proposal evaluation, and source selection. - Performs systems analysis and design. - Applies understanding of development, quality assurance and integration methodologies in overseeing the technical implementation of program requirements.
Transition & Quality Manager	Mike Ortiz	<ul style="list-style-type: none"> - Leads the program transition activities for Peraton, planning and coordinating the transition on to and off of the Department. - Responsible for establishing and implementing Peraton's quality assurance and compliance processes for the Department.

		<ul style="list-style-type: none"> - Works closely with Department and vendor project IT leaders to develop and implement an overall quality maturity roadmap and plan for each project. - Reviews progress toward the plan regularly with program IT and vendor leaders, technical teams to make modifications as necessary. - Establishes program IT service quality control standards, policies, and procedures. Monitors, evaluates, manages, and executes audit processes to ensure compliance. - Provides guidance and subject matter expertise to IT teams on QA methodologies and processes, educates them on their responsibilities/accountabilities for the purpose of achieving on-time and quality deliverables. - Makes recommendations and directs improvements to the software development lifecycle process. - Documents non-compliance to policies, process and standards and assists in their resolution.
Security Architect	Mark Fazen	<ul style="list-style-type: none"> - Manages the development and delivery of security standards, best practices, architecture, and systems to ensure information system security across the program. - Implements processes and methods for auditing and addressing non-compliance to information security standards; facilitates migration of non-compliant environments to compliant environments. - Ensures compliance with standards and currency with State and Federal security requirements. - Manages and participates in the planning and implementation of security administration for all program projects. - Contributes to the evaluation and selection of security applications and systems. - Makes recommendations and assists in the implementation of changes to work methods and procedures to make them more effective or to strengthen security measures.
Program Integration Tester	Deb Popa	<ul style="list-style-type: none"> - Prepares and plans for program integration testing. - Coordinates with project teams and communicates integration testing standards and requirements to them. - Documents program level integration test plans and scripts. - Conducts program level integration tests, identifies, and communicates test results to project teams, and conducts program level regression testing.

Project Support	Patrick Hogan	<ul style="list-style-type: none"> - Assist SSI Delivery Team Lead with meeting agendas and minutes. - Provide project schedule updates
RA Modernization Project Managers	<p>Nicole Cain</p> <p>Nicholas Kaoudis</p> <p>James Sparks</p> <p>Hameed Ahmed</p> <p>David Sinclair</p> <p>Al Rehwinkle</p> <p>Linda Lawler</p> <p>Steve Garrison</p> <p>James Cohee</p>	<ul style="list-style-type: none"> - Contribute subject matter expertise - Complete assigned project tasks in accordance with the Project Schedule - Identify risks and issues to the Project Manager in accordance with the Risk and Issue Management section of this OWP - Assist the Project Manager in responding to risks and issues - Assist the Project Manager in evaluating change requests

C. Project Management Methodology

DEO will use a project management methodology in compliance with project management standard rule 60GG-2 F.A.C., project requirements and department experience with similar engagements. Predictability, accountability, and flexibility are key elements that must be embraced by the overall project management approach to ensure the Department’s satisfaction and project success. Successful project management must include active and visible leadership, multiple controls and checkpoints with measurable outcomes, and engagement with all stakeholders. The Department believes strong project management is critical throughout the life of any successful project.

For this project, the Department’s project management will include the following specific elements, in addition to our standard methodology:

- The project management team will advise leadership on areas of concern and will propose solutions to mitigate risk.
- Vendors will respond to inquiries or requests from the Department within one

business day from receipt.

- In the case where additional time is needed for a task, vendors will provide an estimate, which must be approved by the Department Project Manager.
- At the end of the contract, vendors will provide final copies of all reports in electronic format for archive purposes.

The Department's project management approach will utilize the technical skills, tools, and techniques needed to succeed, as well as the dedication to accountability, resource commitment, and organizational focus. Project success will be the result of active communication among all individuals, understanding everyone's role in the project, and clear delineation of responsibilities.

The Department believes successful project management hinges on the following:

- Clearly established project goals and requirements
- Ongoing assessment of quality against established standards
- Constant measurement of success against established deliverables and milestones
- Personal presence and commitment of key project leadership
- Proactive identification and communication of risks and issues

Quality Management Plan

The Quality Management Plan ensures work is complete and meets or exceeds an adequate level of quality of the deliverables. All members of the project team will play a role in quality management, and it is critical the team ensures work is completed according to the Department's standards for quality acceptance.

Project Quality Management activities will ensure project documents meet agreed upon standards, work is performed efficiently, project practices conform to recommended project standards and deficiencies are identified and corrective action taken.

Quality Management Approach

Managing quality includes four major processes:

- **Quality planning (QP):** Completeness and correctness criteria define what it means for a project document to be complete and correct. The project team will establish completeness and correctness criteria. Specific criteria for the quality of Contract Deliverables will be documented in the contract and managed by the Contract Manager, program team and Project Manager.
- **Quality assurance (QA)** refers to the process used to create project documents, not the deliverables themselves. The Project Team will perform QA activities for the project weekly. The project manager may make changes to processes as necessary; changes will be communicated to the appropriate stakeholders.
- **Quality control (QC):** Performing Quality Control (QC) involves monitoring specific project results to determine whether they comply with relevant quality standards and identifying ways to eliminate causes of unsatisfactory results. The Strategic Planning Office (SPO) will perform (QC) activities to verify project management and documents are of high quality. If the SPO determines a project

document to be complete, it will be presented to the Project Team at the following Status Meeting.

- **Quality improvement (QI):** The Project Manager is responsible to implement corrective actions based on the results of the quality management processes. These may include changes to project management processes; required training for stakeholders; updating performance metrics, etc.

Communication Management Plan

This project will follow the communications processes outlined in the RA Modernization Program Communications Management Plan.

Item	Purpose	Format	When/ Frequency	Type	Initiator	Recipient	Feedback
Project Meeting	Provide and discuss project tasks, issues, risks, action items	Meeting/Face to face or virtual)	Daily/ Weekly as needed	Mandatory	Project Manager	Project Team	Meeting Minutes
Status Report	Provide detailed information on the progress of the project against the plan	Email	Weekly/ Monthly/ Quarterly	Mandatory	Project Manager	Project Team/SPO Program Manager	Verbal and follow-up email
SPO Status Meeting	Review the status report, resolve issues, and make decisions	Meeting	Weekly	Mandatory	Project Manager	SPO Program Manager	Verbal and follow-up email
Project Deliverables	Provide deliverables to DEO for review	Email	Per project schedule	Mandatory	Project Manager	SPO Program Manager/ Project Team members	Written vetted, consolidated, and actionable comments
Deliverable Review Feedback	Provide vetted, consolidated, and actionable written comments	Email	Per project schedule	Mandatory	SPO Program Manager	Project Manager/ Project Team Members	Written/ email follow-up using Deliverable Review Comment Form
Deliverable Review Walkthrough	Confirm mutual understanding of desired deliverable changes	Meeting	As needed	Informational	Project Manager	Program Managers/ Project Owners	Verbal or written

Work Session	Gather information from subject matter experts	Meeting	Per project schedule	Mandatory	Project Manager	Update subject matter experts (only if the SPO Project Manager has the approved communication)	Verbal and follow-up email
Work Session Follow-up	To answer questions or clarify information gathered	Email	As needed	Informational	Project Manager	Provide subject matter experts (only if SPO Project Manager has approved the communication)	Verbal or email follow-up
Online Survey	Gather information from subject matter experts (former providers)	Email	Per project schedule	As needed	Project Manager	Subject matter experts (only if SPO Project Manager has approved the communication)	Verbal or email follow-up
Project Issues	Documentation of project issues	Issue Log Entry	As needed	Mandatory	Any Stakeholder	Project Owner/ Project Manager	Written/ email follow-up
Project Issues Escalation	To resolve project issues	Email	As needed	Mandatory	Project Manager	SPO Program Manager	Written/ email follow-up
Change Requests	Document project changes to scope of work	Change Request Form	As needed	Mandatory	Change Initiator	Project Manager/ Change Owner/ Change Analyst/ CCB	Written/ email follow-up
Project Closeout and Lessons Learned	Formal project closeout meeting	Email	Per project schedule	Mandatory	SPO Project Manager	All Stakeholders	Written/ email follow-up

The master copy of this document is available in the [RA Modernization Program Library](#) in the Central Repository

The communication matrix below identifies the key project stakeholders and the detail of communications for this project.

Bi-Weekly Status Reporting

Vendors will be required to submit status reports throughout the project at several levels. The primary source of status information is the weekly written status report, which will communicate at minimum, the following information.

- **Project Status.** This section depicts the project status at a summary level using a red/yellow/green method supported by two to three essential questions that are answered to determine summary status. The red/yellow/green method is not meant to be a grading system but instead it is a way to easily identify the areas of the project that need the most attention in order to make the project successful.
- **Overview of Project Progress.** This section describes significant accomplishments achieved in the reporting period.
- **Overall Status.** This section provides a high-level overview of whether the project is on schedule, on budget, and on scope. A yellow or red status should be explained here in detail.
- **Project Milestones, Deliverables, and Latest Tasks.** This section contains the major deliverables of the project, their planned and actual completion dates, and their status.
- **Risks, Action Items, Issues, and Decisions.** This section will link to the project risk, action item, issue, and decision tracking tool. The project tracking tool contains all items tracked during the project.

Project Tracking

This section describes the “RAID” methodology for tracking risks, action items, issues, and decisions. The Department will follow a centralized approach that minimizes miscommunication or misinformation among project stakeholders. The Department will diligently maintain a project tracking log for each project, and a master log for the System Modernization project overall, a Microsoft Excel workbook with multiple tabs intended to capture the details and the latest attributes of items tracked by Project Managers.

VI. *Business Process Organizational Change Management Plan*

This project will follow the organizational change processes outlined in the RA Modernization Program Organizational Change Management Plan.

The master copy of this document is available in the [RA Modernization Program Library](#) in the Central Repository.

The role of the Organizational Change Management plan (OCM) within an individual project under the RA Modernization Program is to help plan for and manage the people side of the project. OCM focuses on identifying, preparing, and managing a wide array of internal and external stakeholders, employees and customers that will be impacted by the new solution. It is good for those stakeholders to feel informed, prepared, trained and ready to participate in a successful implementation. It is beneficial for employees to adopt new skills and develop new capabilities and to value and appreciate the features that the new technology offers.

VII. Project Risk Management Plan
Risk & Complexity Assessment

The Risk & Complexity Assessment will be completed at the end of every Phase in the Project lifecycle. The Project Manager is responsible to complete this assessment with the assistance of project team members.

Risk & Complexity Assessments	Category
Pre-Charter Risk & Complexity Category	3
Initiation Gate Risk & Complexity Category	2
Planning Gate Risk & Complexity Category	
Event Driven Risk & Complexity Category	

Project Risk Management

This project will follow the risk management processes outlined in the RA Modernization Program Risk Management Plan.

The master copy of this document is available in the [RA Modernization Program Library](#) in the Central Repository.

The risk management process helps the project team anticipate and respond to emerging risks throughout the duration of the project. The risk management process occurs throughout all phases of the project, from planning through execution and closeout. Project risks are logged and tracked in the Project Log Workbook (RAID Logs).

Figure 2 below illustrates the major activities associated with the key risk management process.

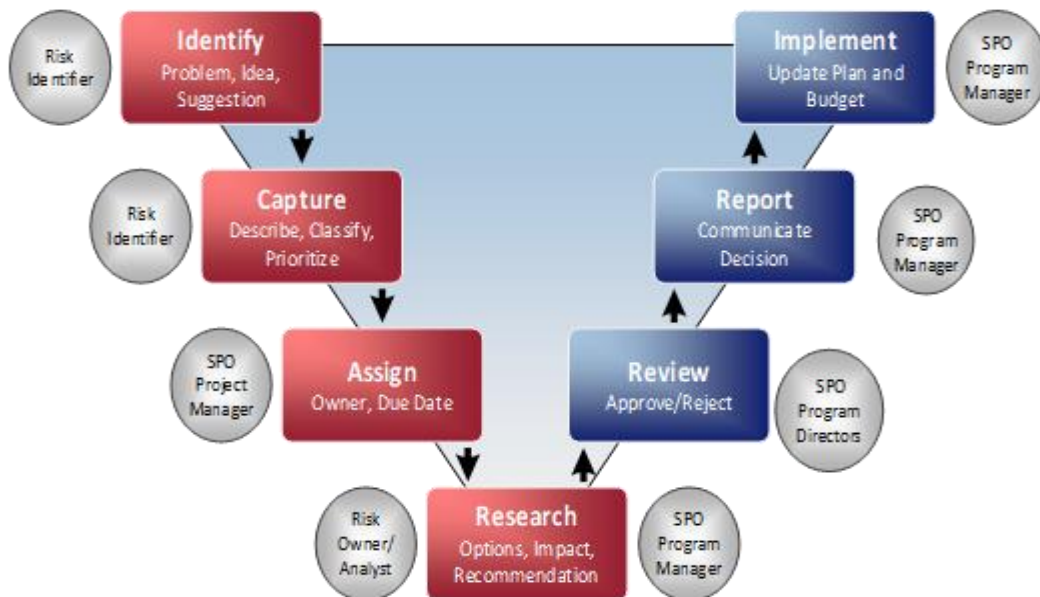


Figure 2: RA Modernization Program Risk Management Process

Action Items

Action items are unplanned tasks that occur during a project that are too small to be added to the schedule. These items must be within the scope of the project and are often tasks that support scheduled tasks, issue resolution, risk management, or some other aspect of the project. The action item log is created and maintained as part of the project tracking log.

Action items will be managed in the following manner:

- During status meetings, any stakeholder can raise an action item for discussion.
- The Project team will discuss the action item and determine if it warrants being monitored in the action item log.
- The project manager will enter the item in the log.
- The team will set the priority for the action item (high/medium/low), assign an action item owner, and set a planned completion date.
- At each subsequent status meeting, the action item(s) will be reviewed until they can be closed.

Issue Management

This project will follow the issue management processes outlined in the RA Modernization Program Issue Management Plan.

The master copy of this document is available in the [RA Modernization Program Library](#) in the Central Repository.

An issue is an immediate problem that needs resolution. Acknowledging and addressing issues quickly ensures that they do not impact the scope of the project. Project issues are logged and tracked in the Project Log Workbook (RAID Logs).

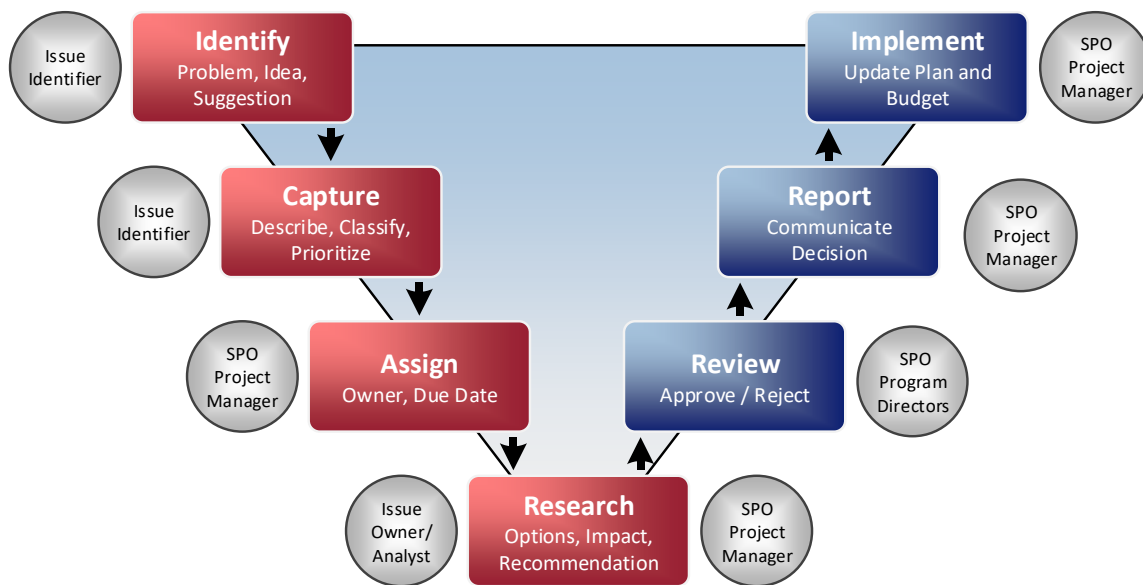


Figure 3: RA Modernization Program Issue Management Process

Decisions

Decisions are leadership answers to questions that arise during the project. The decision log is created and maintained as part of the project tracking log.

Decisions will be managed in the following manner:

- During status meetings, any stakeholder can raise a question that requires a decision.
- If the team determines a decision needs to be made, the project manager will enter it in the decision log.
- The team will discuss the impact to the project, assign a decision maker, and set a date for when the decision is needed.
- At each subsequent status meeting, the decision item(s) will be reviewed until they can be closed.

Change Management

This project will follow the change processes outlined in the RA Modernization Program Change Management Plan.

The master copy of this document is available in the [RA Modernization Program Library](#) in the Central Repository.

The *RA Modernization Change Management Plan*, defines the approach and provides the processes for initiating, defining, researching, evaluating, reviewing, prioritizing, managing cost, approving, or rejecting the change requests (CR), and communicating the status of the change that may affect the success of the SSI project.

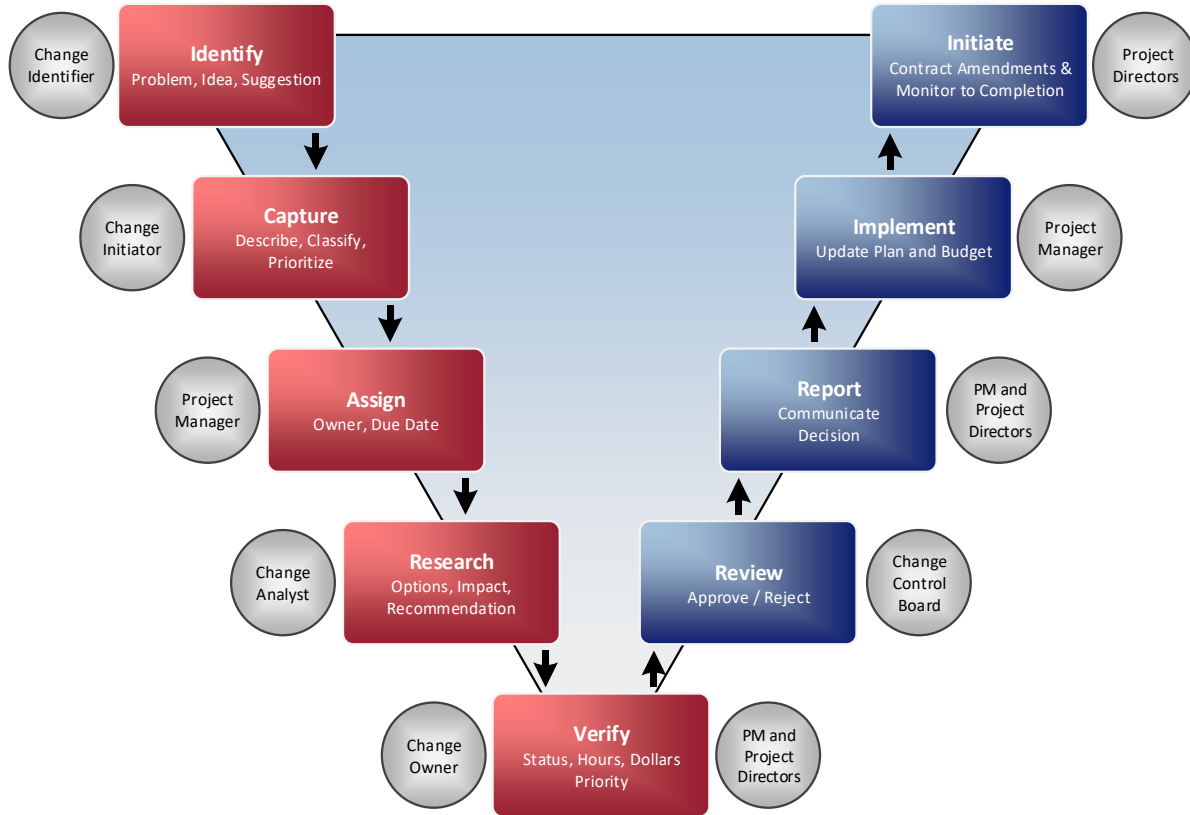


Figure 4:RA Modernization Program Change Management Process

Schedule Management

The project schedule for this project will be stored in the Central Repository 03 SSI Project Deliverables folder.

Schedule Maintenance

The project schedule maintenance is an on-going activity that tracks the work performed, the timeframes for when the work has been or will be completed and progress against the baseline work estimates and timelines. To effectively track the program progress, the project schedule is kept current, and reflects all work that needs to be performed, in accordance with the RA Modernization Program Schedule Management Plan.

If a change to the project schedule or scope is needed, the Project Manager may pursue a change request as described in the [RA Modernization Change Management Plan](#).

Procurement Management

The Procurement Management Plan seeks to outline how the project will procure resources necessary to complete the project objectives. It defines the procurement methodology for this project, lays out the process for managing procurement throughout the life of the project, and will be updated if project needs change. This plan identifies and defines the goods and services to be procured, the types of contracts to be used in support of this project, the

contract approval process, and the decision criteria. The importance of coordinating the procurement activities, establishing firm contract deliverables, and metrics in measuring procurement activities is included in the following subsections.

Procurement Management Approach

The Department’s Purchasing Office and any vendors contracted for procurement assistance will provide oversight and management along with the Project Manager for all procurement activities under this project. The Project Manager will work with the project team to identify all items to be procured for the successful completion of the project. The Department Strategic Planning Office (SPO) will then review any procurement requests prior to approving the development of procurement documentation.

Procurement Definition

The following table will be completed to record any procurement goods and/or services determined to be essential for any RA Modernization project’s completion and success. The Project Manager and/or SPO must approve any procurement before inclusion in this table.

Procurement	Description	Justification	Needed By
SSI Services	Analysis, oversight, monitoring, and testing along with technical expertise to establish and lay the foundation and infrastructure for the technical platform and integrate the software necessary to deliver a fully integrated system.	Needed to support RA Modernization Program integration activities	4/4/2023

Cost Management

The tables below will be completed and used to define and track project costs during the SSI Project.

Cost Management Plan				
Category	Description	Frequency	Deliverable	Cost

Column	Definition
Category	Type of expense
Description	Description of expense
Frequency	Describe whether the expense is annual or recurring or a one-time expense
Deliverable	List the deliverable associated with the expense
Cost	List the total expense in dollars, e.g. \$0.00

Staffing Management

The purpose of this section is to outline how the project is to manage staffing requirements and resource tasks appropriately. This project plans to procure additional staffing through the contract with Peraton for integration services. This is a fixed price contract and Peraton will provide needed resources as is necessary to complete the contract.

VIII. Capacity Plan

Utilization of a single tool for software development provides a single source of truth for work tracking and resource allocation which can then be utilized for capacity planning for the development environment, tools, and developers.

Project Capacity Planning

- **Establish Cross-Functional Team:** To collaborate and communicate about production capacity and resource management, you want a cross-functional team with different levels and different functions.
- **Calculate Resource Capacity:** Before you can create a production capacity plan, you need to have an idea of your current capacity and your available resources.
- **Determine Resource Requirements:** For each project, look at the scope and what resources are required to do the task for the project.
- **Prioritize Projects:** Which projects are most important, and which can be put aside for the time being? You can't do everything at once.
- **Allocate Resources Based on Project Priority:** Now allocate those prioritized projects and make sure that they are aligned with the goals of the organization.
- **Keep the Lines of Communications Open:** Communicate between executives, project management leaders and stakeholders.
- **Document Known Risks:** Monitor risks such as union strikes, weather, government regulations that stop a project or create new ones unexpectedly.
- **Plan for How to Handle Too Much Capacity:** Understand where it is and how to resolve it (such as reassigning), or not enough capacity (again, where/how).



OPERATIONAL WORK PLAN FOR REPORTING

**FLORIDA DEPARTMENT OF ECONOMIC OPPORTUNITY
DIVISION OF INFORMATION TECHNOLOGY
AND
DIVISION OF WORKFORCE SERVICES**

**FISCAL YEAR 2021-2022
QUARTER 4
PREPARED ON 04/30/2022**

TABLE OF CONTENTS

SECTION 1 – OVERALL PROJECT PLAN..... 3

I. PROJECT CHARTER..... 3

 A. SCOPE STATEMENT.....3

 B. PROJECT OBJECTIVES AND BUSINESS BENEFITS.....3

 C. CRITICAL SUCCESS FACTORS.....4

 D. KEY DATES4

 E. MAJOR DELIVERABLES6

 F. MAJOR MILESTONES.....8

 G. KEY STAKEHOLDERS.....8

 H. SIGNIFICANT PROJECT ASSUMPTIONS AND CONSTRAINTS8

II. WORK BREAKDOWN STRUCTURE 9

III. RESOURCE LOADED PROJECT SCHEDULE 9

IV. PROJECT SPENDING PLAN 9

V. PROJECT ORGANIZATION AND METHODOLOGY 10

 A. PROJECT ORGANIZATIONAL CHART10

 B. PROJECT ROLES AND RESPONSIBILITIES10

 C. PROJECT MANAGEMENT METHODOLOGY12

VI. BUSINESS PROCESS ORGANIZATIONAL CHANGE MANAGEMENT PLAN 12

VII. PROJECT RISK MANAGEMENT PLAN 14

VIII. CAPACITY PLAN 14

SECTION 1 – OVERALL PROJECT PLAN

I. Project Charter

A. Scope Statement

The Information Technology Data Architecture Team (RAD), in collaboration with the Reemployment Assistance (RA) program, is transitioning 39 active US Department of Labor (USDOL) Education and Training (ETA) Reports from the Reemployment Assistance Claims and Benefits Information System (System) Application Database to the Department of Economic Opportunity (Department) Data Warehouse.

Project scope also includes the running of back/missing reports that have not yet been submitted but are required by USDOL.

Project includes business validation of all reports to complete by 12/31/2022.

Completing this project benefits IT and RA. It:

1. Facilitates DEO’s Cloud Initiative Program which moves the System Application to the cloud
2. Removes report processing from a transactional system designed to support claimants (System), to an analytical system designed for efficient staff Unemployment Compensation analysis and reporting (Data Warehouse).
3. Puts DEO in compliance with USDOL; and
4. Develops all the required reports that correlate to federal programs launched in during the pandemic, some of which affect the RA program’s funding.

B. Project Objectives and Business Benefits

Project Objective	Business Benefit
Facilitates the Department’s Cloud Initiative Program which moves the System Application to the cloud	Achieves State of Florida requirement for state agencies to move applications to the cloud.
Frees up resources in System to better serve claimants by removing report processing to a more appropriately designed source	Reports can be run timely and/or as needed without interrupting the availability or performance of the System.
Puts the Department in compliance with USDOL by submitting missing pandemic reports that may affect funding.	Enables the Department to provide USDOL supporting information for administrative costs incurred while providing services to Florida claimants and employers.

C. Critical Success Factors

- 39 ETA Reports published to RA via the Data Warehouse by 12/31/2022 including running of reports according to the regularly scheduled weekly, monthly, quarterly, or annual schedule.
- All missing pandemic reports provided to RA for validation and issues corrected as requested by 12/31/2022
- 39 Reports submitted to USDOL from data reported to RA in the Data Warehouse
- Related USDOL report batches stopped and retired from the System.
- Reports no longer required by USDOL retired from the System.

D. Key Dates

Key Date	Importance and Relevance to the Project
04/30/2021	Project Start – Approval received after Proof of Concept
06/10/2021	RA Reports Enhancement Kick-Off Meeting – Identified: <ol style="list-style-type: none"> 1. IT & RA PM Assignment 2. Roles and Responsibilities Assignments – Identification of Project Sponsors, Project Owners, Subject Matter Experts 3. Confirmation of Scope and Report Priority 4. Project Sponsor Meeting Schedule 5. Sprint/Scrum Methodology and Cadence for Status Reporting 6. Confirmation of Project Timeline 7. Elevation Process for Risks, Issues, Change Requests requiring Sponsor Approval, Requirements requests to USDOL
06/10/2021	First pandemic report released (ETA 5159 PEUC)
08/26/2021	First pandemic back reports accepted by USDOL ETA 5159 PEUC – May 2020 through July 2021
10/22/2021	ETA 5130 pandemic report released, and back reports sent to USDOL ETA 902 PUA pandemic report released, and back reports sent to USDOL Weekly DARIS DUA report released Reports removed from scope: <ul style="list-style-type: none"> • ETA 9161 Regular • ETA 9161 Extended Benefits (EB) • ETA 2112 Regular • ETA 8401 Regular • ETA 8403 Regular • ETA 8405 Regular • ETA 8413 Regular • ETA 8414 Regular
Fri 10/15/21	ETA 5159 Regular (ar5159) Monthly
Thu 9/2/21	ETA 5159 PEUC (ap5159) Monthly
Fri 11/19/21	ETA 5159 Workshare (aw5159) Monthly

Key Date	Importance and Relevance to the Project
Tue 11/2/21	ETA 218 PEUC (ap218) Quarterly
Fri 10/22/21	ETA 5130 PEUC (ap5130) Monthly
Thu 11/18/21	ETA 902 Regular (ar902) Monthly
Mon 10/4/21	Weekly DARIS Report Weekly
Wed 11/17/21	ETA 5130 Regular (ar5130) Monthly
Wed 11/17/21	ETA 5130 Extended Benefits (EB) (ae5130) Monthly
Thu 11/4/21	ETA 207 PEUC (ap207) Quarterly
Wed 11/17/21	ETA 207 Regular (ar207) Quarterly
Wed 11/17/21	ETA 207 Extended Benefits (EB) (ae207) Quarterly
Fri 12/3/21	ETA 218 Regular (ar218) Quarterly
Wed 11/17/21	ETA 218 Extended Benefits (EB) (ae218) Quarterly
Fri 11/19/21	ETA 5159 Extended Benefits (EB) (ae5159) Monthly
Fri 10/22/21	ETA 902 PUA (ap902) UPDATED Monthly
Fri 02/25/22	<p>Reports removed from scope:</p> <ul style="list-style-type: none"> • ETA 581 Quarterly (data comes from an email from DOR, not from the System) • ETA 9048 Quarterly (data comes from One Stop, not from the System) • ETA 9056 Quarterly (Audit report that requires the person auditing to pick through the queues to find samples to submit for audit in a form completed manually) • ETA 9057 Quarterly (Output of the System is not the end result of the report, it provides the user a list of claim IDs, etc. to look up in Connect so they can review them and enter results back into the System – out of scope for a Data Warehouse)
Mon 02/28/22	ETA 227 PEUC (ap227) Quarterly
Tue 09/06/22	ETA 227 PEUC Blanket Waiver Changes
Fri 06/01/22	ETA 227 Regular (ar227) Quarterly (Transition to DW)
Fri 09/30/22*	ETA 227 MEUC (am227) Quarterly (Blanket Waiver)
Fri 10/28/22*	ETA 902 MEUC (am902) Monthly (Blanket Waiver)
Fri 11/29/22*	ETA 227 FPUC (af227) Quarterly (Blanket Waiver)
Fri 08/30/22**	ETA 191 Regular (ar191) Quarterly
Fri 04/22/22	ETA 538 Regular (ar538) Weekly
Fri 04/22/22	ETA 9050 Regular (ar9050) Monthly
Fri 04/22/22	ETA 9050 Partial (Except Workshare) (ar9050p) Monthly
Fri 04/22/22	ETA 9050 Workshare (ar9050) Monthly
Fri 04/22/22	ETA 9052 Regular (ar9052) Monthly
Fri 04/22/22	ETA 9051 Regular (ar9051) Monthly
Fri 04/29/22	ETA 9051 Partial (Except Workshare) (ar9051p) Monthly
Fri 04/29/22	ETA 9051 Workshare (aw9051) Monthly

Key Date	Importance and Relevance to the Project
Fri 04/22/22	ETA 203 Regular (ar203) Monthly
Tue 05/20/22	ETA 9054 Regular (Lower Authority) (ar9054L) Monthly
Fri 05/20/22	ETA 9055 Regular (Lower Authority) (ar9055L) Monthly
Fri 04/22/22	ETA 9016 Regular (Quarterly)
Mon 06/03/22	ETA 586 Regular (ar586) Quarterly
Tue 06/03/22	ETA 9128 Regular (ar9128) Monthly
Thu 06/03/22	ETA 9129 Regular (ar9129) Quarterly
Thu 06/03/22	ETA 9049 Regular (ar9049) (Quarterly)
Fri 07/01/22	ETA 539 Regular (ar539) Weekly
Fri 12/30/22	Remove Reports from Connect (*Process continues until all 39 reports' warranties have ended and are removed)
Fri 12/30/22	Transition to Operations

*New rules received from USDOL (UIPL 20-21: 02/07/2022 – Blanket Waivers – awaiting requirements from RA/System Development)

**On hold – Waiting for System changes

E. Major Deliverables

Major Deliverables/ Reports	Deliverable Description
ETA 5159 PEUC (Pandemic Emergency Unemployment Compensation)	Claims and Payment Activities (PEUC)
ETA 218 PEUC	Monetary Determinations and Benefit Years/Duration (PEUC)
ETA 5159 Regular	Claims and Payment Activities Regular
ETA 5159 Workshare (Part-Time Workers)	Claims and Payment Activities Workshare
ETA 5130 PEUC	Benefit Appeals (PEUC)
ETA 902 DUA Regular	Disaster Unemployment Assistance Report for FEMA Announced Storms
Weekly DARIS	Like DUA Regular except includes cost information, sent to FEMA via USDOL
ETA 5130 Regular	Benefit Appeals Regular
ETA 5130 Extended Benefits (EB)	Benefit Appeals Extended Benefits
ETA 207 PEUC	Nonmonetary Determinations (PEUC)
ETA 207 Regular	Nonmonetary Determinations-Regular
ETA 207 Extended Benefits (EB)	Nonmonetary Determinations-Extended Benefits
ETA 218 Regular	Monetary Determinations and Benefit Years/Duration Regular
ETA 218 Extended Benefits (EB)	Monetary Determinations and Benefit Years/Duration Regular

Major Deliverables/ Reports	Deliverable Description
ETA 5159 Extended Benefits (EB)	Claims and Payment Activities Extended Benefits
ETA 902 PUA (Pandemic Unemployment Assistance program)	Disaster Unemployment Assistance for the PUA program
ETA 227 PEUC	Overpayments Causes, Methods of Detection, Recovery/Reconciliation, Criminal/Civil Actions and Benefit Aging (PEUC)
ETA 227 Regular	Overpayments Causes, Methods of Detection, Recovery/Reconciliation, Criminal/Civil Actions and Benefit Aging Regular
ETA 227 MEUC (Multi-wage Earner Unemployment Assistance)	Overpayments Causes, Methods of Detection, Recovery/Reconciliation, Criminal/Civil Actions and Benefit Aging
ETA 902 MEUC	DUA MEUC
ETA 227 (FPUC) (Federal Pandemic Unemployment Assistance)	Overpayments Causes, Methods of Detection, Recovery/Reconciliation, Criminal/Civil Actions and Benefit Aging (FPUC)
ETA 191 Regular (Page 1)	STATEMENT OF EXPENDITURES & FINANCIAL ADJUSTMENTS OF FEDERAL FUNDS FOR UCFE-UCX Page 1
ETA 191 Regular (Page 2)	STATEMENT OF EXPENDITURES & FINANCIAL ADJUSTMENTS OF FEDERAL FUNDS FOR UCFE-UCX Page 2
ETA 538 Regular	Advance Initial and Continued Claims
ETA 9050 Regular	Time Lapse for All First Payments Except Workshare
ETA 9050 Partial (Except Workshare)	TIME LAPSE OF PARTIAL/PART TOTAL FIRST PAYMENTS
ETA 9050 Workshare	FIRST PAYMENT TIME LAPSE (WORKSHARE)
ETA 9052 Regular	Nonmonetary Determination Time Lapse, Detection Date
ETA 9051 Regular	Continued Weeks Compensated Time Lapse
ETA 9051 Partial (Except Workshare)	Continued Weeks Compensated Time Lapse, Partial Excluding Workshare

Major Deliverables/ Reports	Deliverable Description
ETA 9051 Workshare	Continued Weeks Compensated Time Lapse, Workshare
ETA 203 Regular	Characteristics of the Insured Unemployed
ETA 9054 (Lower Authority)	Lower Authority Appeals Time Lapse
ETA 9055 Lower Authority	Lower Authority Appeals Case Aging
ETA 9016 Regular	Alien Claims Activities
ETA 586 Regular	Interstate Arrangement for Combining Employment and Wages
ETA 9128 Regular	Reemployment Services and Eligibility Assessment Outcome
ETA 9129 Regular	Reemployment Services and Eligibility Assessment Outcome
ETA 9049 Regular	Worker Profiling and Reemployment Services Outcomes
ETA 539 Regular	Claims and Payment Activities

F. Major Milestones

Please See D. Key Dates

G. Key Stakeholders

Key Stakeholder	Project Interest
Adrienne Johnston	Deputy Secretary, Workforce Services – Represents the needs of Reemployment Assistance
Ed Wynn	Chief Information Officer - Represents the needs of IT and the Cloud Initiative, supports RA Information Technology needs.
Allyce Moriak	Chief Financial Officer
USDOL	Represents the Federal Unemployment Program

H. Significant Project Assumptions and Constraints

Project Assumptions

1. The team will transition operational maintenance of reports to the existing Reporting Team who are familiar with supporting ETA reports but are not familiar with how a data warehouse works. The transition will include the necessary data warehouse training.

Project Constraints

1. The 4 pandemic reports noted(*) in the Key Dates section are dependent on Connect changes due to the new USDOL UIPL 20-21: 02/07/2022 – Blanket

Waivers rule change (opportunity). Phase 1 of this change has an estimated completion of late May with additional phases planned. Therefore, completion dates for these reports are TBD after System development is completed.

II. Work Breakdown Structure

Due to the nature of the RA Reports Enhancement project, the Work Breakdown Structure is exactly as listed in Section E. Major Deliverables.

III. Resource Loaded Project Schedule

As with the Major Deliverables in Section E and the Work Breakdown Structure in II., the project schedule is made up of tasks named as the reports are named.

The Project Team consists of 4 full time Data Architect contractors, 1 Business Analyst, a part time QA Tester, a part time Architect Lead contractor, a part time DBA contractor and a part time Project Manager/QA Tester.

The team is following the Agile development methodology using Scrum, and sprints are 2-weeks each with at least 1 report delivered in each sprint. Reports vary in size, but none are expected to exceed more than 4 sprints (8-weeks).

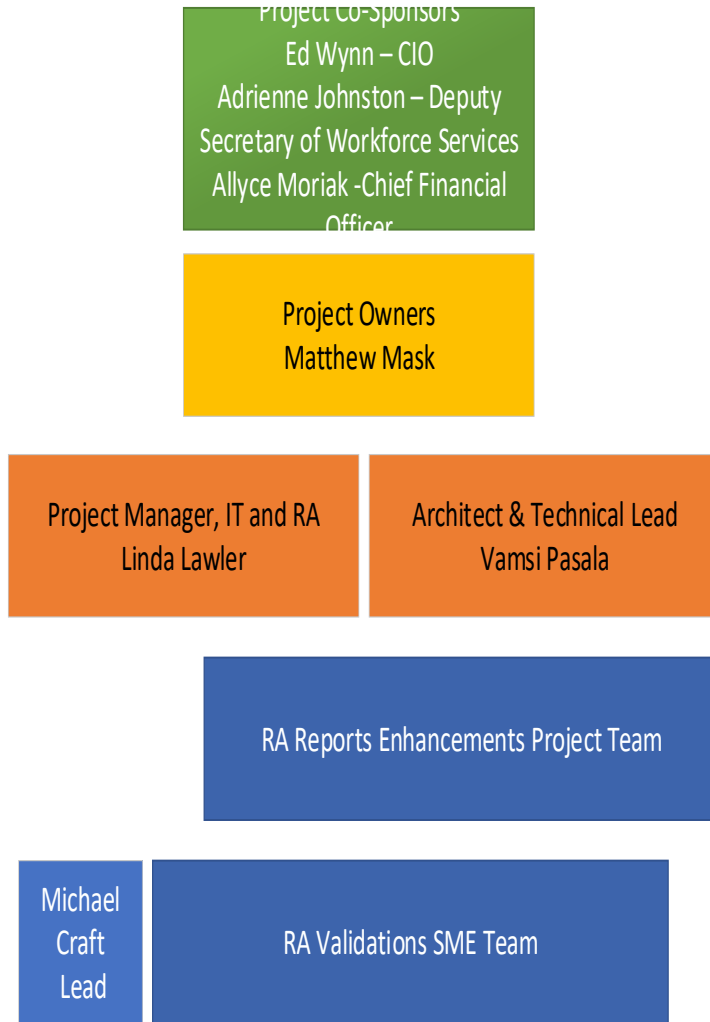
The effort of RA to validate reports and submit to USDOL is tracked separately from this delivery schedule since moving reports to the data warehouse is not dependent on business validation from a technical point of view.

IV. Project Spending Plan

Complete the project spending plan Excel worksheet and include the file as part of the OWP. Explain in this section the details provided in the spending plan.

V. Project Organization and Methodology

A. Project Organizational Chart



B. Project Roles and Responsibilities

Role	Responsibilities
Project Sponsors Adrienne Johnston Ed Wynn Allyce Moriak	<ul style="list-style-type: none"> • Secures spending authority • Ensures sustained buy-in from senior management and executive leadership • Monitors project progress and assumes all project/program risk

	<ul style="list-style-type: none"> • Removes barriers and assists in resolving escalated conflicts • Ensures project benefits are realized and risks are appropriately addressed
<p>Project Owners Matthew Mask (WSER)</p>	<ul style="list-style-type: none"> • Represents the interests of the stakeholders to the DW Team • Monitors project progress • Approves project definition • Approves plans and schedules • Validates project deliverables meet expectations • Tracks project benefit recognition, risk retention and mitigation activities • Acts as liaison between teams and Management for issue escalation and resolution
<p>Lead Project Manager Linda Lawler</p>	<ul style="list-style-type: none"> • Ensures project team completes project on time and within budget • Develops project artifacts as required by the State of Florida • Monitors performance of project tasks • Secures and documents acceptance of project deliverables • Communicates project status • Resolves issues and/or escalates issues as necessary with Project Owner(s) • Controls project scope and acquires necessary approvals for changes • Integrates partner business unit's work efforts within the project
<p>Architect and Technical Lead Vamsi Pasala</p>	<ul style="list-style-type: none"> • Responsible for assisting the team in finding solutions to issues elevated to him • Is available to project sponsors for technical questions regarding direction of the project and any dependencies/impacts of other projects • Assists the PM in coordinating additional technical resources/SMEs if necessary, for the team.
<p>RA Validations Lead Michael Craft</p>	<ul style="list-style-type: none"> • Works with the PM to provide appropriate skilled resources for validating ETA reports • Reviews and approves report requirements with the BA and RA staff before report development begins • Provides access to staff members who enter ETA reports into the USDOL system for requirements • Attends report demonstrations when scheduled

	<ul style="list-style-type: none"> Provides staff for RA User Acceptance Testing of reports.
--	---

C. Project Management Methodology

DEO will use a project management methodology in compliance with project management standard rule 60GG-2 F.A.C., project requirements and DEO experience with similar engagements. Predictability, accountability, and flexibility are key elements that must be embraced by the overall project management approach to ensure DEO’s satisfaction and project success. Successful project management must include active and visible leadership, multiple controls and checkpoints with measurable outcomes, and engagement with all stakeholders. DEO believes strong project management is critical throughout the life of any successful project.

For this project, DEO’s project management will include the following specific elements, in addition to our standard methodology:

- The project manager and technical lead will advise leadership on areas of concern and will propose solutions to mitigate risk.
- In the case where additional time is needed for a task that exceeds an additional sprint (2-weeks), the project manager will inform the technical lead and review possible alternatives before elevating to the Deputy CIO and project sponsors.
- The project manager will report progress in Weekly RA-IT PMO Project status meetings (Tuesdays at 3PM). This keeps other RA-IT project managers aware of possible resource sharing (SMEs) contention and project/operational work dependencies (batch processing, environments, etc.)
- DEO’s project management approach will utilize the technical skills, tools, and techniques needed to succeed, as well as the dedication to accountability, resource commitment, and organizational focus. Project success will be the result of active communication among all individuals, understanding everyone’s role in the project, and clear delineation of responsibilities.

DEO believes successful project management hinges on the following:

- Clearly established project goals and requirements
- Ongoing assessment of quality against established standards
- Constant measurement of success against established deliverables and milestones
- Personal presence and commitment of key project leadership
- Proactive identification and communication of risks and issues

VI. *Business Process Organizational Change Management Plan*

While an Organizational Change Manager has not been assigned to this project, the project manager routinely discusses business process changes with project sponsors since changes introduced by this project are limited to their business units. Changes to business process are usually developed by or with these resources.

Communications are sent as each report is transitioned from the System to the Data Warehouse, and project owners and sponsors are responsible for authorizing the addition or removal of staff regarding report access based on the staff member's assigned role and business unit.

Also, for external stakeholders, such as USDOL, the project team is not authorized to speak directly to them. Communications are handled by RA managers and RA executive management.

For changes that cause the removal of operational tasks, such as the retirement of report batches in the System, meetings are planned toward the end of the project to determine the best way to achieve this goal. Technology changes have an established change management process that also serves to communicate proposed changes to all areas that could be impacted. Batch changes will be submitted using this established process.

VII. Project Risk Management Plan

Risk Description/Impact	Probability of Occurrence (high, medium, low)	Risk Tolerance (high, medium, low)	Mitigation Strategy	Assigned Owner
1. Introduction of report changes by USDOL	Medium	High	Review USDOL UIPL with RA to determine if more than 1 sprint of additional work is required. If so, submit a change request to project sponsor for approval	PM, RA Lead
2. RA resources pulled due to a FEMA DUA	Low	Medium	The Reports Project Team will continue to develop reports if approved SRRs are available. RA validation process will be put on hold until resources are available	PM, RA Lead

VIII. Capacity Plan

Projects that involve the purchase/lease, configuration, and installation of significant computer hardware (more than 5% of project costs) should prepare a Capacity Plan. For purposes of capacity planning, computer hardware includes servers, storage, and network infrastructure. A template is available upon request, if the agency does not have an existing capacity planning tool.



**OPERATIONAL WORK PLAN
FOR
MASTER DATA MANAGEMENT AND
INTEROPERABILITY**

**DEPARTMENT OF ECONOMIC OPPORTUNITY
DIVISION OF INFORMATION TECHNOLOGY
AND
DIVISION OF WORKFORCE SERVICES**

**FISCAL YEAR 2021-2022
QUARTER 4
PREPARED ON 5/2/2022**

TABLE OF CONTENTS

SECTION 1 — OVERALL PROJECT PLAN 3

I. PROJECT CHARTER..... 3

A. SCOPE STATEMENT..... 3

B. PROJECT OBJECTIVES AND BUSINESS BENEFITS 3

C. CRITICAL SUCCESS FACTORS 3

D. KEY DATES..... 3

E. MAJOR DELIVERABLES 3

F. MAJOR MILESTONES 3

G. KEY STAKEHOLDERS..... 4

H. SIGNIFICANT PROJECT ASSUMPTIONS AND CONSTRAINTS 4

II. WORK BREAKDOWN STRUCTURE..... 4

III. RESOURCE LOADED PROJECT SCHEDULE 5

IV. PROJECT SPENDING PLAN 5

V. PROJECT ORGANIZATION AND METHODOLOGY 6

A. PROJECT ORGANIZATIONAL CHART..... 6

B. PROJECT ROLES AND RESPONSIBILITIES..... 7

C. PROJECT MANAGEMENT METHODOLOGY 8

VI. BUSINESS PROCESS ORGANIZATIONAL CHANGE MANAGEMENT PLAN..... 17

VII. PROJECT RISK MANAGEMENT PLAN..... 18

VIII. CAPACITY PLAN..... 18

SECTION 1 — OVERALL PROJECT PLAN

I. Project Charter

The Master Data Management project establishes a solid architectural basis in support of the Department of Economic Opportunity’s (Department) continuous modernization of the Reemployment Assistance Claims and Benefits Information System (System) by first creating a Department data catalog and data dictionary to identify data elements and interoperability across business units and other departments. The development and deployment of application programming interfaces (API) to an enterprise API management platform will be addressed as part of the continuous modernization of the System.

Scope Statement

- Create a Department data catalog and data dictionary of data elements interoperability
- Develop and deploy of APIs to an enterprise API management platform

A. Project Objectives and Business Benefits

Project Objective	Business Benefit
Catalog of data elements for interoperability	The ability to map to databases that will be linked by APIs to exchange information
Develop and deploy APIs and an enterprise API management platform	APIs will allow the exchange of data between databases for increased collaboration and knowledge sharing.

B. Critical Success Factors

- Complete data catalog and data dictionary of databases that will be linked by APIs
- Implement and test to successfully link databases via APIs that are identified during the mapping process.

C. Key Dates

Key Date	Importance and Relevance to the Project

D. Major Deliverables

Major Deliverable	Deliverable Description
Build catalog of databases to be linked by APIs	Validated catalog of databases to be linked
Build dictionary of databases to be linked by APIs	Validated dictionary of databases to be linked
Build, deploy, and test all APIs that are required to link databases	Tested and validated APIs required to link databases.

E. Major Milestones

Major Milestone	Milestone Description
Initiation Phase Complete	Completed
Planning Phase Complete	In-progress
Execution Phase Complete	Pending
Closing Phase Complete	Pending

F. Key Stakeholders

Key Stakeholder	Project Interest
Dane Eagle	Secretary, Department of Economic Opportunity
Adrienne Johnston	Deputy Secretary, Workforce Services, Department of Economic Opportunity
Ed Wynn	Chief Information Officer, Department of Economic Opportunity
Allyce Moriak	Chief Financial Officer, Department of Economic Opportunity

G. Significant Project Assumptions and Constraints

Project Assumptions

1. All identified funding is available.
2. The identified System requirements are correct and complete.
3. The assigned development resources possess relevant knowledge and skills to complete the identified tasks.
4. All the people involved at the beginning of the project will remain working on the project until the project is completed.
5. Members of the project team will have access to the necessary tools, hardware, and materials necessary to complete the identified tasks.
6. All relevant stakeholders will attend required status meetings. However, there may be instances where some stakeholders are unavailable to attend.
7. The project sponsor will be responsive and prepared to make decisions regarding the project cost, scope, and schedule.

Project Constraints

1. Delays in procuring the System and Software Integration vendor and fulfilling the contractual requirement to provide technical requirements needed by this project by July 2022 could delay this project.

II. Work Breakdown Structure

WBS	Task Name
1	Master Data Management
1.1	Initiation
1.1.3.1	Master Data Management
1.1.3.2	Initiate a review of the current Master Data Management
1.1.3.3	Review and Approve Final Proposal for Master Data Management
1.1.4.2	Decide on Development timeline
1.3	Determine Staff Aug Resources

1.3.1	Planning
1.3.3	Determine the mapping strategy of MDM
1.4	Procure Staff Aug Resources
1.4.2	Execution
1.4.2.2	Catalog all Databases that will be determined to require API's
1.4.2.3	Dictionary all Databases that will be determined to require API's
1.4.2.4	Build all API's that were determined needed to link Databases.
1.4.2.5	Test the new API's
1.4.4.1	Testing Master Data Management
1.4.4.2	Implement Testing of the databases to confirm that the data is successfully passing between them over the new API's

III. Resource Loaded Project Schedule

Identify the organization and timing of project work. The project schedule indicates the planned timetable for all project-related work and estimates the appropriate staffing levels necessary to accomplish each task, to produce each deliverable, and to achieve each milestone. This section should indicate at a high level the agency's planning for the entire project and demonstrate the agency's ability to plan, execute and monitor project deliverables. Activity details of high-level project tasks should also be identified during the quarter in which the tasks will be performed and report any timeline schedule variances and budget variances. This section may reference the project schedule in Microsoft Project (or whatever planning tool is used by the agency), which should be appended to the OWP as a supporting document.



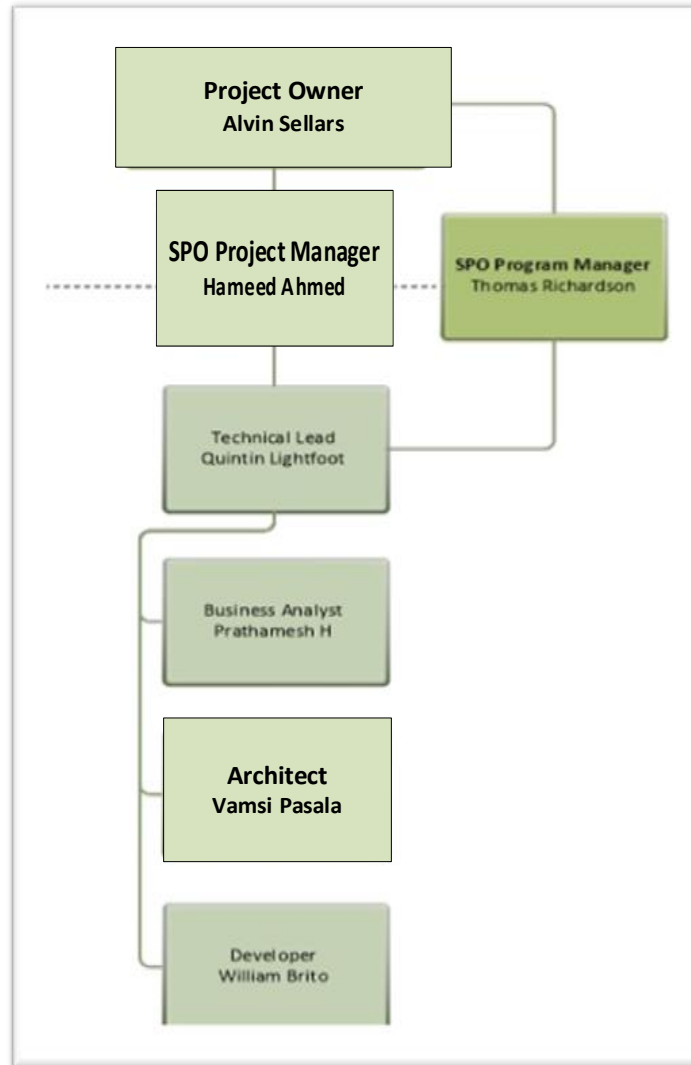
IV. Project Spending Plan

Complete the project spending plan Excel worksheet and include the file as part of the OWP. Explain in this section the details provided in the spending plan.

ESTIMATED PROJECT BUDGET	Total	FY 1	FY 2	FY 3	FY 4
	\$2,112,970.62	\$1,212,970.62	\$300,000.00	\$300,000.00	\$300,000.00

V. Project Organization and Methodology

A. Project Organizational Chart



B. Project Roles and Responsibilities

Project Role	Resource Name	Responsibilities
Executive Sponsor	Adrienne Johnston	<ul style="list-style-type: none"> • Provide guidance on overall strategic direction • Advise the Strategic Planning Office and project manager of risks that may impact the project • Facilitate resolution of significant issues in the project • Review and sign off on key milestones
CIO	Ed Wynn	<ul style="list-style-type: none"> • Provide guidance on overall strategic direction • Advise the Strategic Planning Office and project manager of risks that may impact the project • Facilitate resolution of significant issues in the project • Review and sign off on key milestones
Strategic Planning Office	Vendor	<ul style="list-style-type: none"> • Monitor project progress • Provide guidance and support to project manager and project team members
Project Manager	Hameed Ahmed	<ul style="list-style-type: none"> • Manage all aspects of the project and ensure compliance with PMP • Monitor project progress and schedule adherence • Complete all documents related to the project • Identify and manage risks according to the PMP
Business Lead	Wendy Castle	<ul style="list-style-type: none"> • Review deliverables and project documents, identifying any deficiencies • Review and approve deliverables • Review and approve RFCs
Technical Lead	Quinton Lightfoot	<ul style="list-style-type: none"> • Review deliverables and project documents, identifying any deficiencies • Review and approve deliverables • Review and approve RFCs

Project Role	Resource Name	Responsibilities
Functional Team	Quinton Lightfoot Robin Hodge-Carey Prath Hankare	<ul style="list-style-type: none"> • Contribute subject matter expertise • Complete assigned project tasks in accordance with the Project Schedule • Identify risks and issues to the Project Managers in accordance with the Risk and Issue Management section of this PMP • Assist the Project Managers in responding to risks and issues • Assist the Project Manager in evaluating change requests
Technical Team	Vamsi Pasala William Brito	<ul style="list-style-type: none"> • Contribute subject matter expertise • Complete assigned project tasks in accordance with the Project Schedule • Identify risks and issues to the Project Managers in accordance with the Risk and Issue Management section of this PMP • Assist the Project Managers in responding to risks and issues • Assist the Project Manager in evaluating change requests

C. Project Management Methodology

DEO will use a project management methodology in compliance with project management standard rule 60GG-2 F.A.C., project requirements and department experience with similar engagements. Predictability, accountability, and flexibility are key elements that must be embraced by the overall project management approach to ensure DEO’s satisfaction and project success. Successful project management must include active and visible leadership, multiple controls and checkpoints with measurable outcomes, and engagement with all stakeholders. DEO believes strong project management is critical throughout the life of any successful project.

For this project, DEO’s project management will include the following specific elements, in addition to our standard methodology:

- The project management team will advise leadership on areas of concern and will propose solutions to mitigate risk.
- Vendors will respond to inquiries or requests from DEO within one business day from receipt.
- In the case where additional time is needed for a task, vendors will provide an

estimate, which must be approved by the DEO Project Manager.

- At the end of the contract, vendors will provide final copies of all reports in electronic format for archive purposes.

DEO's project management approach will utilize the technical skills, tools, and techniques needed to succeed, as well as the dedication to accountability, resource commitment, and organizational focus. Project success will be the result of active communication among all individuals, understanding everyone's role in the project, and clear delineation of responsibilities.

DEO believes successful project management hinges on the following:

- Clearly established project goals and requirements
- Ongoing assessment of quality against established standards
- Constant measurement of success against established deliverables and milestones
- Personal presence and commitment of key project leadership
- Proactive identification and communication of risks and issues

Quality Assurance

DEO will follow a rigid quality assurance process. The project will follow these processes and procedures to ensure the highest level of execution.

Quality Management. The Strategic Planning Office's primary responsibility is to provide oversight and ensure DEO objectives are met by meeting regularly with project managers and department leadership.

The Project Manager is responsible for understanding project requirements and DEO expectations. A preliminary internal project meeting is held near the start of each project with all stakeholders. This meeting will include a discussion(s) of task assignments to clarify the scope of work and how it will be accomplished. The following quality management activities will be completed for each project:

- **Internal Kickoff Meeting** – Prior to project commencement, the Project Manager will ensure all team members understand the project's requirements, scope, and quality control processes. This meeting includes a discussion of task assignments to clarify the scope of work and how it will be accomplished. This awareness is maintained throughout the duration of the project with ongoing and as necessary project team meetings.
- **Sponsor Checkpoints** – Each Project Manager will schedule regular contact with the Project Sponsor. This allows the Project Manager to voice their perspective on assignment progress and communicate any relevant risks, action items, issues or decisions made or encountered during the project.
- **Deliverable Reviews** – Prior to submission to DEO, all vendors' deliverables are required to first undergo a thorough review. This review includes technical editing, validation, clarity, and ensuring conformance to DEO standards and expectations.

Communication Management Plan

Communication management seeks to provide a comprehensive framework for all communication necessary to keep stakeholders informed about the project’s direction and status. The project communication plan is to clearly identify the status of compliance efforts and to communicate the progress made in achieving a successful project outcome. The purpose of this plan is to communicate pertinent information related to discovery, design, and documentation in a clear and concise manner to the client, stakeholders, and the project team.

Communication Plan

The communication plan is designed to provide the right information, at the right level, to the right audience, at the right time. The plan addresses key audiences, messages, frequency, and methods of communication.

This plan, depicted in Table 1 below, describes the various forms of communication, appropriate channels of communication, and target audiences for this project. The communication matrix identifies the different tools that will be used to guide the planning for communication about the project to various audiences and purposes. It should be considered a general guide for the effective dissemination of information that is received, understood, and utilized by the target audiences for successful completion of the project. This communication matrix will be customized for each project to reflect the various communication forms, frequencies, and audiences that will actually be used during the course of the project and to ensure communication channels are properly maintained throughout the project and updated if communication needs to change.

Table 1: Project Communication Matrix

Item	Purpose	Format	Frequency	Type	Initiator	Recipient(s)	Feedback
Status Reports	Provide detailed information on the progress of the project against the plan	Email	Bi-Weekly	Mandatory	Project Manager	Executive Sponsor, CIO, SPO, Functional Lead, Technical Lead, Project Team	Verbal and follow-up email
Status Meetings	Review the status report, resolve issues, and make decisions	Meeting	Bi-Weekly	Mandatory	Project Manager	Project Team	Verbal and follow-up email
Project Deliverables	Provide deliverables to stakeholders for review	Email	Per project schedule	Mandatory	Project Manager	Technical Lead, Functional Lead, Project Team	Written vetted, consolidated, and actionable comments

Item	Purpose	Format	Frequency	Type	Initiator	Recipient(s)	Feedback
Deliverable Review Feedback	Provide vetted, consolidated, and actionable written comments	Email	Per project schedule	Mandatory	Project Manager	Technical Lead, Functional Lead, Project Team	Written /email follow-up using Deliverable Review Comment Form
Deliverable Review Meetings	Confirm mutual understanding of desired deliverable changes	Meeting	As needed	Informational	Project Manager	Technical Lead, Functional Lead, Project Team	Verbal or written
Work Sessions	Gather information from subject matter experts	Meeting	Per project schedule	Mandatory	Project Manager	Project Team, Subject Matter Experts	Verbal and follow-up email
Work Session Follow-Up	To answer questions or clarify information gathered	Email	As needed	Informational	Project Manager	Project Team, Subject Matter Experts	Verbal or email follow-up
Project issues	Documentation of project issues	Email	As needed	Mandatory	Any Stakeholder	Project Manager	Written/email follow-up
Project issues escalation	To resolve project issues	Email	As needed	Mandatory	Project Manager	Executive Sponsor, CIO, Functional Lead, Technical Lead	Written/email follow-up
Change requests	Document project changes to scope of work	Email	As needed	Mandatory	Project Manager	Executive Sponsor, CIO, Functional Lead, Technical Lead	Written/email follow-up
Project closeout and lessons learned	Formal project closeout meeting	Email	Per project schedule	Mandatory	Project Manager	Functional Lead, Technical Lead, Project Team	Written/email follow-up

Bi-Weekly Status Reporting

Vendors will be required to submit status reports throughout the project at several levels. The primary source of status information is the bi-weekly written status report, which will communicate at minimum, the following information.

- **Project Status.** This section depicts the project status at a summary level using a red/yellow/green method supported by two to three essential questions that are answered to determine summary status. The red/yellow/green method is not meant to be a grading system but instead it is a way to easily identify the areas of the project that need the most attention in order to make the project successful.
- **Overview of Project Progress.** This section describes significant accomplishments achieved in the reporting period.
- **Overall Status.** This section provides a high-level overview of whether the project is on schedule, on budget, and on scope. A yellow or red status should be explained here in detail.
- **Project Milestones, Deliverables, and Latest Tasks.** This section contains the major deliverables of the project, their planned and actual completion dates, and their status.
- **Risks, Action Items, Issues, and Decisions.** This section will link to the project risk, action item, issue, and decision tracking tool. The project tracking tool contains all items tracked during the project.

Project Tracking

This section describes the “RAID” methodology for tracking risks, action items, issues, and decisions. DEO will follow a centralized approach that minimizes miscommunication or misinformation among project stakeholders. The Department will diligently maintain a project tracking log for each project, and a master log for RA Benefits System Modernization project overall, a Microsoft Excel workbook with multiple tabs intended to capture the details and the latest attributes of items tracked by Project Managers.

Risk Management

Risks are characteristics, circumstances, or features of the environment that may have an adverse effect on the project or the quality of the work products. The risk management plan outlines the process to identify and analyze the effects of uncertainties on the project. This plan establishes a framework of working practices, which enables project team members to identify, analyze, respond to, monitor, and communicate risks before they become issues and jeopardize the success of the project. If a risk becomes an issue, DEO will work with the involved stakeholders to assess its impact on the project and assign responsibility for issue resolution, including a target date for closure.

Risks will be managed in the following manner:

- During status meetings, any stakeholder can raise a risk for discussion.
- The Project team will discuss the risk and determine if it warrants being monitored in the risk log.
- The project manager will enter the item in the risk log.

- The team will discuss mitigation strategies and assign who will own the risk item.
- At each subsequent status meeting, the risk(s) will be reviewed until the risk(s) can be closed.

Action Items

Action items are unplanned tasks that occur during a project that are too small to be added to the schedule. These items must be within the scope of the project and are often tasks that support scheduled tasks, issue resolution, risk management, or some other aspect of the project. The action item log is created and maintained as part of the project tracking log.

Action items will be managed in the following manner:

- During status meetings, any stakeholder can raise an action item for discussion.
- The Project team will discuss the action item and determine if it warrants being monitored in the action item log.
- The project manager will enter the item in the log.
- The team will set the priority for the action item (high/medium/low), assign an action item owner, and set a planned completion date.
- At each subsequent status meeting, the action item(s) will be reviewed until they can be closed.

Issue Management

An issue is defined as a current situation or event that must be resolved to avoid adverse impact to the project. Issues can originate from a risk that has materialized. DEO will document all issues that are brought up in meetings.

When issues arise, they need to be resolved in a disciplined manner in order to maintain the quality of the work products and control the schedule and costs. The issue resolution process verifies differences, questions, and unplanned requests are defined properly, escalated for management attention, and resolved quickly and efficiently.

The issue resolution process is intended to handle technical problems, requirements, or issues/conflicts, as well as to address process, organizational, and operational issues of the engagement.

Issues will be managed in the following manner:

- During status meetings, any stakeholder can raise a potential issue for discussion.
- The Project team will discuss the potential issue and determine if the item is indeed an issue.
- If the team determines the item is an issue, the project manager will enter it in the issue log.
- The team will discuss resolution steps, assign who will own the issue item, and set a target date for resolution.
- At each subsequent status meeting, the issue(s) will be reviewed until they can be closed.

Decisions

Decisions are leadership answers to questions that arise during the project. The decision log is created and maintained as part of the project tracking log.

Decisions will be managed in the following manner:

- During status meetings, any stakeholder can raise a question that requires a decision.
- If the team determines a decision needs to be made, the project manager will enter it in the decision log.
- The team will discuss the impact to the project, assign a decision maker, and set a date for when the decision is needed.
- At each subsequent status meeting, the decision item(s) will be reviewed until they can be closed.

Change Control

It is possible that the project will encounter some degree of scope or schedule change. Change control ensures that all requests for change are considered in light of the project goals and objectives and are prioritized accordingly.

The project team will employ strict control over project scope changes throughout the life of the project. The change control process will empower the project sponsor to review, decline, postpone, or authorize and prioritize requests for change. Requested changes are evaluated and a determination made on how it impacts scope, time, and cost. If there are impacts to overall project cost or final project delivery date, a formal change order will be initiated. All other changes will be handled using the project change control process.

The change control log is used to track all change requests during the project. As a change request is submitted, the change control log will be updated with a description and ongoing progress updates until a final resolution is determined.

Changes will be managed in the following manner:

- During status meetings, any stakeholder can raise a potential change to the project's scope, cost, and/or schedule.
- If the team determines a change needs to be made, the project manager will enter it in the change control log and create a formal change request.
- The team will prioritize the change, assign an owner and due date, and describe the impact to the project.
- At each subsequent status meeting, the change orders will be reviewed until they can be closed. No change order will be closed without agreement and sign-off from project sponsors.

Schedule Management

Schedule management consists of the following three areas: schedule development, schedule administration, and schedule change control.

Schedule Development

Schedule development is the process of taking the work breakdown structure (WBS) and breaking it down into activities and tasks that can be assigned and managed. Tasks that are dependent on others are linked. Work efforts and resources are assigned to each task. Once the draft is complete and correct, the schedule will be baselined so that any future changes can be tracked.

The project schedule is the definitive source of project activity, dates, and assignment information. A high-level schedule is provided below. Prior to project initiation, a resource-loaded Microsoft Project Schedule will be generated with milestones and task durations.

Schedule Administration

The schedule will be kept up to date weekly. Task progress and percent completion will be input into the schedule. Variances between planned and actual progress will be managed with particular attention to the critical path. Each week the Project Manager will evaluate the baselined schedule against current progress, identifying the following at a minimum:

- Overdue tasks and computation of the percentage of late tasks related to total tasks to date (number of overdue tasks divided by number of total tasks).
- Overall task completion trending towards an overall project variance equal to or greater than 10%.

The Project Manager will communicate the variance explanation to the project's key stakeholders. This information will be used as input into the weekly status reporting. Any variance where the critical path is significantly behind will automatically result in a red status on the weekly status report.

Corrective actions will be developed as needed to resolve schedule variances. Schedule management techniques of crashing, fast-tracking, and compression will be considered as will other solutions like resource shifting or work rescheduling. Schedule forecasting will be used to look beyond the current status so that, to every extent possible, corrective actions can be applied before there are schedule variances.

Schedule Changes

Once the schedule has been developed, approved, and baselined any significant changes will have to be approved through the change control process. All other schedule changes can be made at the discretion of project leadership and will be reported and discussed with the weekly status report.

Procurement Management

The Procurement Management Plan seeks to outline how the project will procure resources necessary to complete the project objectives. It defines the procurement methodology for this project, lays out the process for managing procurement throughout the life of the project, and will be updated if project needs change. This plan identifies and defines the goods and services to be procured, the types of contracts to be used in support of this project, the contract approval process, and the decision criteria. The importance of coordinating the procurement activities, establishing

firm contract deliverables, and metrics in measuring procurement activities is included in the following subsections.

Procurement Management Approach

The DEO Purchasing Office and any vendors contracted for procurement assistance will provide oversight and management along with the Project Manager for all procurement activities under this project. The Project Manager will work with the project team to identify all items to be procured for the successful completion of the project. The Department Strategic Planning Office (SPO) will then review any procurement requests prior to approving the development of procurement documentation.

Procurement Definition

The following table will be completed to record any procurement goods and/or services determined to be essential for any RA Modernization project’s completion and success. The Project Manager and/or SPO must approve any procurement before inclusion in this table.

Procurement	Description	Justification	Needed By

Cost Management

The tables below will be completed and used to define and track project costs during each specific RA Modernization Project.

Cost Management Plan				
Category	Description	Frequency	Deliverable	Cost

Column	Definition
Category	Type of expense
Description	Description of expense
Frequency	Describe whether the expense is annual or recurring or a onetime expense
Deliverable	List the deliverable associated with the expense
Cost	List the total expense in dollars e.g. \$0.00

Staffing Management

The purpose of this section is to outline how the project is to manage staffing requirements and resource tasks appropriately. This project plans to procure additional staffing through “Staff Augmentation” contracts. The needs for each individual project have been estimated before the

project and will be refined during requirements gathering and procurement of services.

Quality Management

Quality Management details the processes to ensure quality services and deliverables. DEO will use disciplined processes and inspections to confirm quality throughout the life of the project. These inspections are performed at key points in the creation and review of documents and confirmation of the value of services the Project Team provides. Quality Management includes two components, Deliverable Quality Control and Services Quality. The purpose of this section is to provide instructions on these processes. DEO commits to the highest quality in project execution and project team members' performance. To achieve a positive outcome, these processes will be carried out, so expectations are understood, aligned, and met.

VI. *Business Process Organizational Change Management Plan*

This project intends to improve the delivery, execution, security, or convenience of DEO's lines of business through the implementation of modern processes and tools based on industry best practices and frameworks.

The project team aims to maximize communication, engagement, adoption, and performance of these new processes, roles, and responsibilities through a combination of tools, templates, and techniques such as:

- Stakeholder identification and engagement plans
- Process identification and improvement plans
- Educational assessment and training plans
- Change risk assessment
- Change Advocate networks
- Change Management
- Business Relationship Management
- IT Service Management

VII. Project Risk Management Plan

Identified in above Project Management Approach section.

Risk Description/Impact	Probability of Occurrence (high, medium, low)	Risk Tolerance (high, medium, low)	Mitigation Strategy	Assigned Owner
Hurricane impacting the state delays the schedule	Low	High	Adjust schedule accordingly	PM
Necessary tools, hardware, or materials need to be procured for the successful completion of the project.	Medium	Medium	Identify needs early on and involve management and budget staff throughout engagement	PM
Insufficient knowledge transfer of new process	Medium	Medium	Involve impacted staff throughout engagement to increase participation and knowledge of new processes	PM

VIII. Capacity Plan

Projected requirements are expected to decrease significantly due to the significant capacity added as a result of COVID. Once the claim volume starts to go down as the claims volume decreases, capacity can be reduced. Also moving to an auto-scaling configuration will additionally reduce needed capacity.



OPERATIONAL WORK PLAN FOR SECURITY ARCHITECTURE REVIEW

**DEPARTMENT OF ECONOMIC OPPORTUNITY
DIVISION OF INFORMATION TECHNOLOGY
AND
DIVISION OF WORKFORCE SERVICES**

**FISCAL YEAR 2021-2022
QUARTER 4
PREPARED ON 5/5/2022**

TABLE OF CONTENTS

SECTION 1 — OVERALL PROJECT PLAN 3

I. PROJECT CHARTER..... 3

A. SCOPE STATEMENT..... 3

B. PROJECT OBJECTIVES AND BUSINESS BENEFITS 3

C. CRITICAL SUCCESS FACTORS 4

D. KEY DATES..... 4

E. MAJOR DELIVERABLES 4

F. MAJOR MILESTONES 4

G. KEY STAKEHOLDERS 4

H. SIGNIFICANT PROJECT ASSUMPTIONS AND CONSTRAINTS 5

II. WORK BREAKDOWN STRUCTURE..... 5

III. RESOURCE LOADED PROJECT SCHEDULE 6

IV. PROJECT SPENDING PLAN 6

V. PROJECT ORGANIZATION AND METHODOLOGY 6

A. PROJECT ORGANIZATIONAL CHART..... 6

B. PROJECT ROLES AND RESPONSIBILITIES..... 7

C. PROJECT MANAGEMENT METHODOLOGY 8

VI. BUSINESS PROCESS ORGANIZATIONAL CHANGE MANAGEMENT PLAN 12

VII. PROJECT RISK MANAGEMENT PLAN 13

VIII. CAPACITY PLAN..... 18

SECTION 1 — OVERALL PROJECT PLAN

I. *Project Charter*

The Security Architecture Services project includes the assessment and guidance to secure the architecture, operation, and maintenance of the Reemployment Assistance Claims and Benefits Information System (System), including business and technological components supporting the System, in the context of existing and proposed application modernization efforts. Existing application modernization efforts include application and architectural modifications, migration to cloud infrastructure, updated application development and deployment processes (continuous vulnerability management, DevSecOps, continuous integration and continuous delivery (“CI/CD”) pipeline security, secure software development life cycle (SDLC), etc.), and implementation of identity and access management best practices.

A. **Scope Statement**

In Scope

- Procure services to assess, review, and consult on proposed application design, architecture, platform, tools, security controls, system hardening, access management, and secure development and operations practices. Services will produce documented guidance for implementation of controls, including a gap analysis, threat model, controls implementation road map, and skills analysis.
- Assessment of the security of the existing and proposed implementation of the Reemployment Assistance Claims and Benefits Information System
- Train staff, as necessary, to support execution of the roadmap.
- Execute roadmap/incorporate recommendations into DEO’s migration, modernization, and process improvement efforts.

Out of Scope

- Penetration testing of the DEO network.

B. **Project Objectives and Business Benefits**

Project Objective	Business Benefit
Improve Security	A more secure IT system that can withstand cyber-attacks that can halt DEO operations, erode customer trust, increase fraud, and expose DEO to negative publicity, lawsuits and fines.
Manage risk/risk reductions	Increases DEO’s ability to quickly identify and manage potential threats.
Avoid Cost	Incorporating the security requirements into the Reemployment Assistance Modernization Program (Program) will allow DEO to avoid expensive retrofitting to meet the recommended security requirements.

C. Critical Success Factors

- Timely and high-quality achievement of major milestones/deliverables.
- Execution of the roadmap, recommendations into the Program.

D. Key Dates

Key Date	Importance and Relevance to the Project
May 2022	Contract executed with Ernst & Young to perform Security Architecture Review services

E. Major Deliverables

Major Deliverable	Deliverable Description
Project Plan	Contractor shall complete and submit to DEO a detailed project plan.
Host Weekly Meetings	Contractor shall host weekly meetings with DEO.
Assessment of Security Controls Report	Contractor shall conduct, write, and submit a detailed assessment of security controls report to DEO.
Skills and Capabilities Assessment and Gap Analysis Report	Contractor shall conduct, write, and submit a detailed skills and capabilities assessment and gap analysis report to DEO.
Security Controls Implementation Roadmap Training and Capabilities Improvement Plan	Contractor shall complete and submit a security controls implementation roadmap to DEO.
Training and Capabilities Improvement Plan	Contractor shall complete and submit a detailed training and capabilities improvement plan to DEO.

F. Major Milestones

Major Milestone	Milestone Description
Initiation Phase Complete	All initiation activities completed
Planning Phase Complete	In progress
Execution Phase Complete	In progress
Monitor and Controlling Phase Complete	In progress
Closing Phase Complete	

G. Key Stakeholders

Key Stakeholder	Project Interest
Nicole Sanislow	Reemployment Assistance Operations
Thomas Richardson	Strategic Planning Office Program Manager
Garrick Wright	Information Technology
Mark Miller	Deputy Director, Reemployment Assistance Operations

H. Significant Project Assumptions and Constraints

Project Assumptions

1. The project will have access to the appropriate state management, staff, and related Program stakeholders (internal and external) and other resources as required and as needed without delay.
2. The security Architecture review will incorporate existing State Cybersecurity Standards and Information Security best practices and standards.
3. Some of the interviews required for the assessment can occur virtually in the interest of the project timeline.
4. The project experiences no delays in schedule.

Project Constraints

1. DEO security staff and subject matter experts (SMEs) have competing operational tasks and have limited time to devote to the project.

II. Work Breakdown Structure

The italicized start and end dates in the Work Breakdown Structure chart below will be updated upon contract execution with the selected vendor.

Task	Start	End
<i>Security Architecture Review Project</i>	<i>12/9/2021</i>	<i>7/30/2021</i>
<i>WBS</i>		
Procurement Phase		
Advertise RFQ for Security Architecture Review services	12/8/2021	12/14/2021
Vendor reviews proposal and documents questions	12/8/2021	12/14/2021
Vendor questions due	12/14/2021	12/14/2021
DEO reviews vendor questions	12/15/2021	12/20/2021
DEO responds to vendor questions	12/22/2021	12/22/2021
Identify evaluation committee members	1/3/2022	1/3/2022
Vendor submits RFQ response	1/3/2022	1/3/2022
DEO evaluation committee evaluates responses	1/4/2022	1/6/2022
Vendor selected and contract awarded	1/10/2022	1/10/2022
Information Identification and Location Documented		
Identify documentation needed for the Security Arch Review	1/4/2022	1/28/2022
A. System and network architecture		
B. Development and deployment processes		
C. Identity and access management processes		
D. Application and infrastructure vulnerability management		
E. System Security Plan (SSP)		
Security Assessment Phase		
Onboard and orient selected vendor	3/17/2022	6/23/2022
Deliverable #1: Project Plan (to incorporate into project schedule)	1/17/2023	3/23/2022

Deliverable #2: Weekly Meetings	1/17/2022	6/23/2022
Deliverable #3 Assessment of Security Controls Report	1/17/2022	4/21/2022
Deliverable #4 Skills and Capabilities Assessment and Gap-Analysis Report	1/17/2022	5/11/2022
Deliverable 5 (Security Controls Implementation Roadmap)	1/17/2022	6/2/2022
Deliverable 6 (Training and Capabilities Improvement Plan)	1/17/2022	6/23/2022

III. Resource Loaded Project Schedule

The Security Architecture Vendor will provide a detailed project plan as deliverable #1, which will be incorporated into the overall project schedule. A resource loaded project schedule will be included in the OWP in the next quarterly report.

IV. Project Spending Plan

Complete the project spending plan Excel worksheet and include the file as part of the OWP. Explain in this section the details provided in the spending plan.

V. Project Organization and Methodology

A. Project Organizational Chart

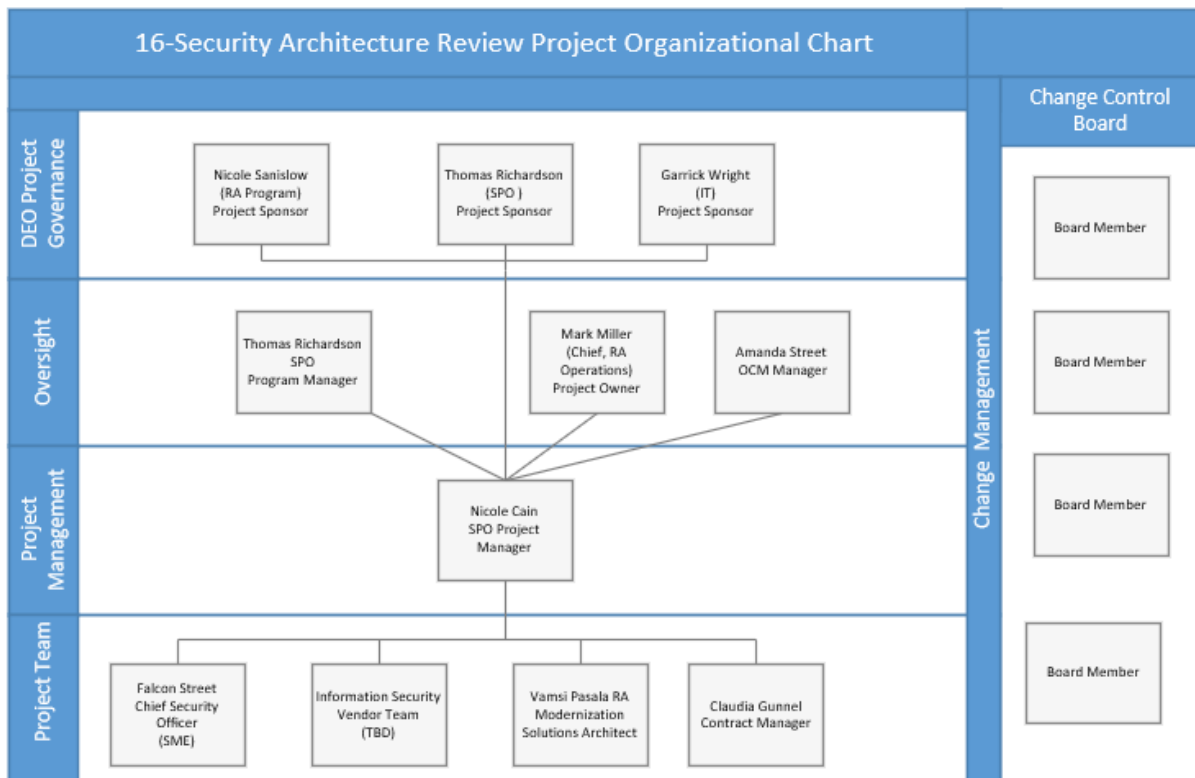


Figure 1: Project Organization Chart

B. Project Roles and Responsibilities

Project Role	Resource Name	Responsibilities
Program Manager	Garrick Wright Thomas Richardson Nicole Sanislow	<ul style="list-style-type: none"> • Provide guidance on overall strategic direction • Advise the Strategic Planning Office and project manager of risks that may impact the project • Facilitate resolution of significant issues in the project • Review and sign off on key milestones
OCM Manager	Amanda Street	<ul style="list-style-type: none"> • Provide guidance on organizational change tasks
Strategic Planning Office	Thomas Richardson	<ul style="list-style-type: none"> • Monitor project progress • Provide guidance and support to project manager and project team members
Project Manager	Nicole Cain	<ul style="list-style-type: none"> • Manage all aspects of the project and ensure compliance with PMP • Monitor project progress and schedule adherence • Complete all documents related to the project • Identify and manage risks according to the PMP
Project Sponsor/Business Lead	Mark Miller	<ul style="list-style-type: none"> • Review deliverables and project documents, identifying any deficiencies • Review and approve deliverables • Review and approve RFCs
Technical Lead	Vamsi Pasala (Solutions Architect)	<ul style="list-style-type: none"> • Review deliverables and project documents, identifying any deficiencies • Review and approve deliverables • Review and approve RFCs

Project Role	Resource Name	Responsibilities
Functional Team	Falcon Street (CISO) Claudia Gunnels (Contracts/Procurement)	<ul style="list-style-type: none"> • Contribute subject matter expertise • Complete assigned project tasks in accordance with the Project Schedule • Identify risks and issues to the Project Managers in accordance with the Risk and Issue Management section of this PMP • Assist the Project Managers in responding to risks and issues • Assist the Project Manager in evaluating change requests
Technical Team	Ernst & Young	<ul style="list-style-type: none"> • Contribute subject matter expertise • Complete assigned project tasks in accordance with the Project Schedule • Identify risks and issues to the Project Managers in accordance with the Risk and Issue Management section of this PMP • Assist the Project Managers in responding to risks and issues • Assist the Project Manager in evaluating change requests

C. Project Management Methodology

DEO will use a project management methodology in compliance with project management standard rule 60GG-2 F.A.C., project requirements and department experience with similar engagements. Predictability, accountability, and flexibility are key elements that must be embraced by the overall project management approach to ensure DEO’s satisfaction and project success. Successful project management must include active and visible leadership, multiple controls and checkpoints with measurable outcomes, and engagement with all stakeholders. DEO believes strong project management is critical throughout the life of any successful project.

For this project, DEO’s project management will include the following specific elements, in addition to our standard methodology:

- The project management team will advise leadership on areas of concern and will propose solutions to mitigate risk.
- Vendors will respond to inquiries or requests from DEO within one business day from receipt.
- In the case where additional time is needed for a task, vendors will provide an estimate, which must be approved by the DEO Project Manager.
- At the end of the contract, vendors will provide final copies of all reports in electronic format for archive purposes.

DEO's project management approach will utilize the technical skills, tools, and techniques needed to succeed, as well as the dedication to accountability, resource commitment, and organizational focus. Project success will be the result of active communication among all individuals, understanding everyone's role in the project, and clear delineation of responsibilities.

DEO believes successful project management hinges on the following:

- Clearly established project goals and requirements
- Ongoing assessment of quality against established standards
- Constant measurement of success against established deliverables and milestones
- Personal presence and commitment of key project leadership
- Proactive identification and communication of risks and issues

Quality Management Plan

The Quality Management Plan ensures work is complete and meets or exceeds an adequate level of quality of the deliverables. All members of the project team will play a role in quality management, and it is critical the team ensures work is completed according to DEO standards for quality acceptance.

Project Quality Management activities will ensure project documents meet agreed upon standards, work is performed efficiently, project practices conform to recommended project standards and deficiencies are identified and corrective action taken.

Quality Management Approach

Managing quality includes four major processes:

- **Quality planning (QP):** Completeness and correctness criteria define what it means for a project document to be complete and correct. The project team will establish completeness and correctness criteria. Specific criteria for the quality of Contract Deliverables will be documented in the contract and managed by the Contract Manager, program team and Project Manager.
- **Quality assurance (QA)** refers to the process used to create project documents, not the deliverables themselves. The Project Team will perform QA activities for the project weekly. The project manager may make changes to processes as necessary; changes will be communicated to the appropriate stakeholders.
- **Quality control (QC):** Performing Quality Control (QC) involves monitoring specific project results to determine whether they comply with relevant quality standards and identifying ways to eliminate causes of unsatisfactory results. The Strategic Planning

Office (SPO) will perform (QC) activities to verify project management and documents are of high quality. If the SPO determines a project document to be complete, it will be presented to the Project Team at the following Status Meeting.

- **Quality improvement (QI):** The Project Manager is responsible to implement corrective actions based on the results of the quality management processes. These may include changes to project management processes; required training for stakeholders; updating performance metrics, etc.

Communication Management Plan

This project will follow the communications processes outlined in the RA Modernization Program Communications Management Plan.

The master copy of this document is available in the [RA Modernization Program Library](#) in the Central Repository

The communication matrix below identifies the key project stakeholders and the detail of communications for this project.

Item	Purpose	Format	When/ Frequency	Type	Initiator	Recipient	Feedback
Project Meeting	Provide and discuss project tasks, issues, risks, action items	Meeting/Face to face or virtual)	Daily/ Weekly as needed	Mandatory	Project Manager	Project Team	Meeting Minutes
Status Report	Provide detailed information on the progress of the project against the plan	Email	Weekly/ Monthly/ Quarterly	Mandatory	Project Manager	Project Team/SPO Program Manager	Verbal and follow-up email
SPO Status Meeting	Review the status report, resolve issues, and make decisions	Meeting	Weekly	Mandatory	Project Manager	SPO Program Manager	Verbal and follow-up email
Project Deliverables	Provide deliverables to DEO for review	Email	Per project schedule	Mandatory	Project Manager	SPO Program Manager/ Project Team members	Written vetted, consolidated, and actionable comments

Deliverable Review Feedback	Provide vetted, consolidated, and actionable written comments	Email	Per project schedule	Mandatory	SPO Program Manager	Project Manager/ Project Team Members	Written/ email follow-up using Deliverable Review Comment Form
Deliverable Review Walkthrough	Confirm mutual understanding of desired deliverable changes	Meeting	As needed	Informational	Project Manager	Program Managers/ Project Owners	Verbal or written
Work Session	Gather information from subject matter experts	Meeting	Per project schedule	Mandatory	Project Manager	Update subject matter experts (only if the SPO Project Manager has the approved communication)	Verbal and follow-up email
Work Session Follow-up	To answer questions or clarify information gathered	Email	As needed	Informational	Project Manager	Provide subject matter experts (only if SPO Project Manager has approved the communication)	Verbal or email follow-up
Online Survey	Gather information from subject matter experts (former providers)	Email	Per project schedule	As needed	Project Manager	Subject matter experts (only if SPO Project Manager has approved the communication)	Verbal or email follow-up
Project Issues	Documentation of project issues	Issue Log Entry	As needed	Mandatory	Any Stakeholder	Project Owner/ Project Manager	Written/ email follow-up
Project Issues Escalation	To resolve project issues	Email	As needed	Mandatory	Project Manager	SPO Program Manager	Written/ email follow-up
Change Requests	Document project changes to scope of work	Change Request Form	As needed	Mandatory	Change Initiator	Project Manager/ Change Owner/ Change Analyst/ CCB	Written/ email follow-up
Project Closeout and Lessons Learned	Formal project closeout meeting	Email	Per project schedule	Mandatory	SPO Project Manager	All Stakeholders	Written/ email follow-up

Weekly Status Reporting

Vendors will be required to submit status reports throughout the project at several levels. The primary source of status information is the weekly written status report, which will communicate at minimum, the following information.

- **Project Status.** This section depicts the project status at a summary level using a red/yellow/green method supported by two to three essential questions that are answered to determine summary status. The red/yellow/green method is not meant to be a grading system but instead it is a way to easily identify the areas of the project that need the most attention in order to make the project successful.
- **Overview of Project Progress.** This section describes significant accomplishments achieved in the reporting period.
- **Overall Status.** This section provides a high-level overview of whether the project is on schedule, on budget, and on scope. A yellow or red status should be explained here in detail.
- **Project Milestones, Deliverables, and Latest Tasks.** This section contains the major deliverables of the project, their planned and actual completion dates, and their status.
- **Risks, Action Items, Issues, and Decisions.** This section will link to the project risk, action item, issue, and decision tracking tool. The project tracking tool contains all items tracked during the project.

Project Tracking

This section describes the “RAID” methodology for tracking risks, action items, issues, and decisions. DEO will follow a centralized approach that minimizes miscommunication or misinformation among project stakeholders. The Department will diligently maintain a project tracking log for each project, and a master log for RA Benefits System Modernization project overall, a Microsoft Excel workbook with multiple tabs intended to capture the details and the latest attributes of items tracked by Project Managers.

VI. *Business Process Organizational Change Management Plan*

This project will follow the organizational change processes outlined in the RA Modernization Program Organizational Change Management Plan.

The master copy of this document is available in the [RA Modernization Program Library](#) in the Central Repository.

The role of the Organizational Change Management plan (OCM) within an individual project under the RA Modernization Program is to help plan for and manage the people side of the project. OCM focuses on identifying, preparing and managing a wide array of internal and external stakeholders, employees and customers that will be impacted by the new solution. It is good for those stakeholders to feel informed, prepared, trained and ready to participate in a successful implementation. It is beneficial for employees to adopt new skills and develop new capabilities and to value and appreciate the features that the new technology offers.

VII. Project Risk Management Plan
Risk & Complexity Assessment

The Risk & Complexity Assessment will be completed at the end of every Phase in the Project lifecycle. The Project Manager is responsible to complete this assessment with the assistance of project team members.

Risk & Complexity Assessments	Category
Pre-Charter Risk & Complexity Category	2
Initiation Gate Risk & Complexity Category	1
Planning Gate Risk & Complexity Category	
Event Driven Risk & Complexity Category	

Project Risk Management

This project will follow the risk management processes outlined in the RA Modernization Program Risk Management Plan.

The master copy of this document is available in the [RA Modernization Program Library](#) in the Central Repository.

The risk management process helps the project team anticipate and respond to emerging risks throughout the duration of the project. The risk management process occurs throughout all phases of the project, from planning through execution and closeout. Project risks are logged and tracked in the Project Log Workbook (RAID Logs).

Identified in the Initiation Phase

Risk Description/Impact	Probability of Occurrence (high, medium, low)	Risk Tolerance (high, medium, low)	Mitigation Strategy	Assigned Owner
Procurement process could delay the start of the contract	Medium	Low	Accept. Project end date was extended to 7/31/2022 by the Change Control process	Contract Manager/ Procurement Specialist

Figure 2 below illustrates the major activities associated with the key risk management process.



Figure 2: RA Modernization Program Risk Management Process

Action Items

Action items are unplanned tasks that occur during a project that are too small to be added to the schedule. These items must be within the scope of the project and are often tasks that support scheduled tasks, issue resolution, risk management, or some other aspect of the project. The action item log is created and maintained as part of the project tracking log.

Action items will be managed in the following manner:

- During status meetings, any stakeholder can raise an action item for discussion.
- The Project team will discuss the action item and determine if it warrants being monitored in the action item log.
- The project manager will enter the item in the log.
- The team will set the priority for the action item (high/medium/low), assign an action item owner, and set a planned completion date.
- At each subsequent status meeting, the action item(s) will be reviewed until they can be closed.

Issue Management

This project will follow the issue management processes outlined in the RA Modernization Program Issue Management Plan.

The master copy of this document is available in the [RA Modernization Program Library](#) in the Central Repository.

An issue is an immediate problem that needs resolution. Acknowledging and addressing issues quickly ensures that they do not impact the scope of the project. Project issues are logged and tracked in the Project Log Workbook (RAID Logs).

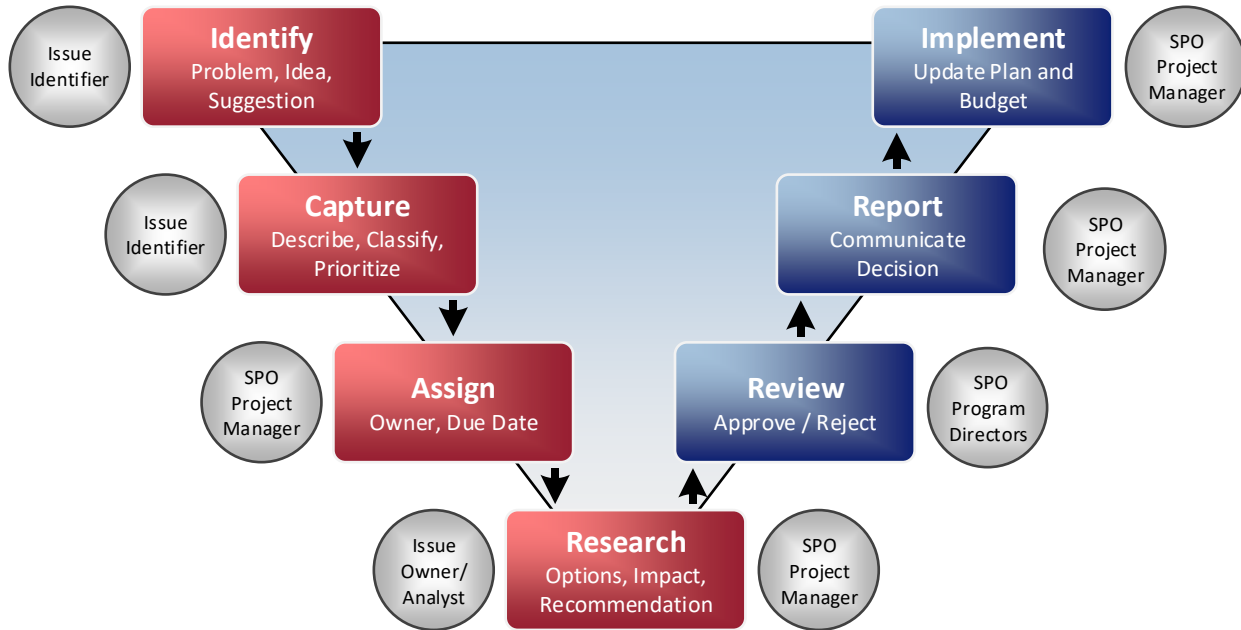


Figure 3: RA Modernization Program Issue Management Process

Decisions

Decisions are leadership answers to questions that arise during the project. The decision log is created and maintained as part of the project tracking log.

Decisions will be managed in the following manner:

- During status meetings, any stakeholder can raise a question that requires a decision.
- If the team determines a decision needs to be made, the project manager will enter it in the decision log.
- The team will discuss the impact to the project, assign a decision maker, and set a date for when the decision is needed.
- At each subsequent status meeting, the decision item(s) will be reviewed until they can be closed.

Change Management

This project will follow the change processes outlined in the RA Modernization Program Change Management Plan.

The master copy of this document is available in the [RA Modernization Program Library](#) in the Central Repository.

The *RA Modernization Change Management Plan*, defines the approach and provides the processes for initiating, defining, researching, evaluating, reviewing, prioritizing, managing cost, approving or rejecting the change requests (CRs), and communicating the status of the change that may affect the success of the Security Architecture Review Services project.

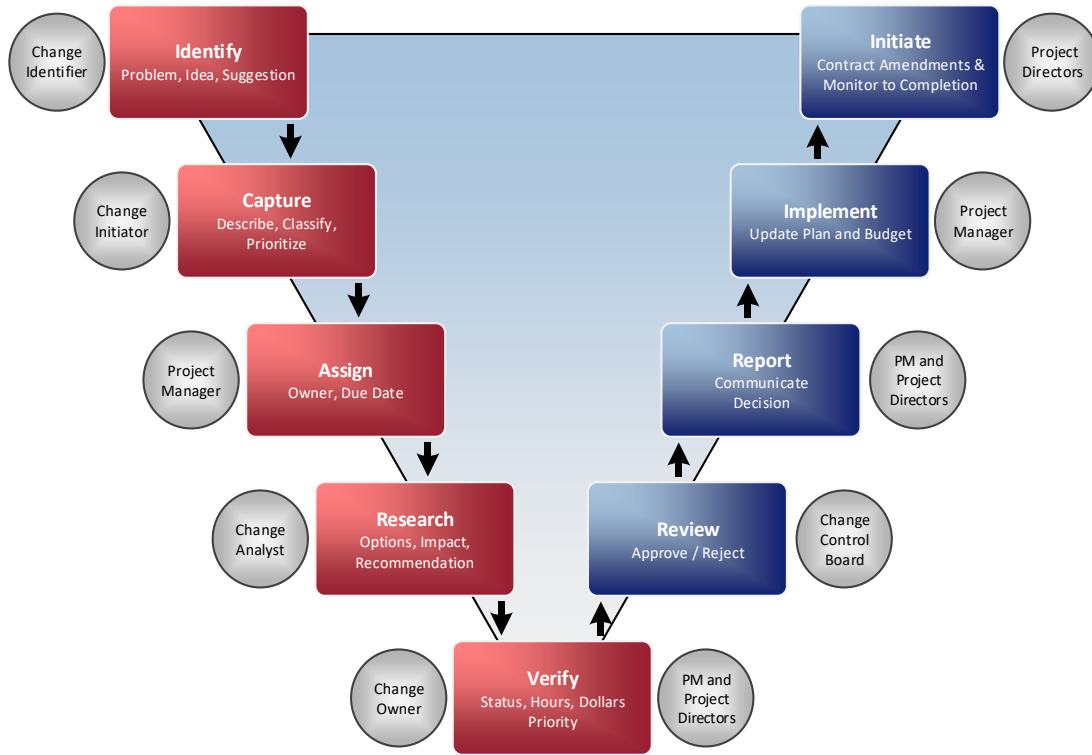


Figure 4:RA Modernization Program Change Management Process

Schedule Management

The project schedule for this project will be stored in the Central Repository 16-Security Architecture Review Project Deliverables folder.

Schedule Maintenance

The project schedule maintenance is an on-going activity that tracks the work performed, the timeframes for when the work has been or will be completed and progress against the baseline work estimates and timelines. To effectively track the program progress, the project schedule is kept current, and reflects all work that needs to be performed, in accordance with the RA Modernization Program Schedule Management Plan.

The Security Architecture vendor will submit a project plan as their first deliverable. That project schedule with tasks will be incorporated into the overall project schedule and will result in changes to the current project schedule.

If a change to the project schedule or scope is needed, the Project Manager may pursue a change request as described in the [RA Modernization Program Library](#).

Procurement Management

The Procurement Management Plan seeks to outline how the project will procure resources necessary to complete the project objectives. It defines the procurement methodology for this project, lays out the process for managing procurement throughout the life of the project, and will be updated if project needs change. This plan identifies and defines the goods and services to be procured, the types of contracts to be used in support of this project, the contract approval process, and the decision criteria. The importance of coordinating the procurement activities, establishing firm contract deliverables, and metrics in measuring procurement activities is included in the following subsections.

Procurement Management Approach

The DEO Purchasing Office and any vendors contracted for procurement assistance will provide oversight and management along with the Project Manager for all procurement activities under this project. The Project Manager will work with the project team to identify all items to be procured for the successful completion of the project. The Department Strategic Planning Office (SPO) will then review any procurement requests prior to approving the development of procurement documentation.

Procurement Definition

The following table will be completed to record any procurement goods and/or services determined to be essential for any RA Modernization project’s completion and success. The Project Manager and/or SPO must approve any procurement before inclusion in this table.

Procurement	Description	Justification	Needed By
RFQ	Security Architecture Review Services	No in-house expertise	3/14/2022

Cost Management

The tables below will be completed and used to define and track project costs during the Security Architecture Review Project.

Cost Management Plan				
Category	Description	Frequency	Deliverable	Cost

Column	Definition
Category	Type of expense
Description	Description of expense
Frequency	Describe whether the expense is annual or recurring or a onetime expense

Deliverable	List the deliverable associated with the expense
Cost	List the total expense in dollars e.g. \$0.00

Staffing Management

The purpose of this section is to outline how the project is to manage staffing requirements and resource tasks appropriately. This project plans to procure additional staffing through “Staff Augmentation” contracts. The needs for each individual project have been estimated before the project and will be refined during requirements gathering and procurement of services.

VIII. Capacity Plan

Deliverable #4 requires the vendor to provide DEO with a skills and capabilities assessment and gap analysis report detailing the current DEO staff skills and capabilities to implement the recommended security controls.

Deliverable #5 requires the vendor to provide a security controls implementation roadmap with timelines and milestones to implement said controls.

Deliverable #6 requires the vendor to provide a detailed training and capabilities improvement plan.

These three deliverables will assist DEO in building a capacity plan to implement and maintain the security controls required for the System.



**OPERATIONAL WORK PLAN
FOR
IDENTITY AND ACCESS MANAGEMENT**

**FLORIDA DEPARTMENT OF ECONOMIC OPPORTUNITY
DIVISION OF INFORMATION TECHNOLOGY
AND
DIVISION OF WORKFORCE SERVICES**

FISCAL YEAR 2021-2022

QUARTER 4

PREPARED ON 05/02/2022

TABLE OF CONTENTS

SECTION 1 — OVERALL PROJECT PLAN 3

I. PROJECT CHARTER..... 3

A. SCOPE STATEMENT..... 3

B. PROJECT OBJECTIVES AND BUSINESS BENEFITS 4

C. CRITICAL SUCCESS FACTORS 5

D. KEY DATES..... 5

E. MAJOR DELIVERABLES 5

F. MAJOR MILESTONES 6

G. KEY STAKEHOLDERS..... 6

H. SIGNIFICANT PROJECT ASSUMPTIONS AND CONSTRAINTS 7

II. WORK BREAKDOWN STRUCTURE..... 8

III. RESOURCE LOADED PROJECT SCHEDULE 8

IV. PROJECT SPENDING PLAN 9

V. PROJECT ORGANIZATION AND METHODOLOGY 9

A. PROJECT ORGANIZATIONAL CHART..... 9

B. PROJECT ROLES AND RESPONSIBILITIES..... 9

C. PROJECT MANAGEMENT METHODOLOGY 11

VI. BUSINESS PROCESS ORGANIZATIONAL CHANGE MANAGEMENT PLAN..... 12

VII. PROJECT RISK MANAGEMENT PLAN..... 13

VIII. CAPACITY PLAN..... 13

SECTION 1 — OVERALL PROJECT PLAN

I. Project Charter

The Department of Economic Opportunity's (DEO) processes for Identity and Access Management (IAM) are not consistently and uniformly applied to all systems, applications, and users, posing confidentiality, integrity, and availability risk to DEO. As a result, the Reemployment Assistance Claims and Benefits Information System (System) Modernization Program Roadmap calls out a need for a comprehensive review and update of the IAM process for the System, particularly in the context of cloud migration, where logical security boundaries are often represented by user access controls rather than physical system delineation and network segregation.

The purpose of this project is to address the need for IAM process and tool improvements to the System in the context of modernization and cloud migration, while considering that IAM processes are, by necessity and design, standard for the agency enterprise, and not system-specific. Therefore, to avoid additional risk to the agency and the System, this project does have dependency with agency efforts to improve IAM across the enterprise.

Additionally, due to the urgency of DEO's need to address widespread fraud and cyber-attacks threatening the System, elements of this project were performed ahead of plan development that encompassed the majority of IAM controls specific to the Reemployment Assistance claimant-to-application access flow. While the work was significant, those components were implemented in such a way to maximize compatibility and prevent re-work for the remainder of the effort.

A. Scope Statement

In Scope

- Processes - The project will involve significant updates to the IAM governance process, including identity creation, modification, and destruction; auditing and alerting; role definition; access authorization; and access provisioning
- People – All IAM process roles involved in governance and execution will be addressed. Governance will require System and Data Owners from the Reemployment Assistance program, as well as subject matter expertise and IT Service Management functions from IT. Execution of the process will impact all users and administrators of the system (including the application and underlying infrastructure), whether or not they have an account in pre-project state. All who interact with the system will be expected to have a uniquely identifiable account protected by an authentication mechanism that provides access to only the data and components of the system and application to which their role(s) are authorized. This includes, but may not be limited to:
 - External users of the application (benefits seekers, employers, partners, etc.)

- Internal users of the application (DEO staff, contractors, privileged partners, etc.)
- Internal IT operational and development staff responsible for the operation and maintenance of the system(s) and their components on which the application relies.
- Program staff or partners responsible for gathering information and/or reporting from components of the system not available through the application.
- External support partners, contractors, etc. that may assist in the operation, maintenance, analysis, auditing, or security response activities associated with the system or application.
- Internal auditors, security staff, or other program support roles.
- System Administrator and Service Accounts.
- Technology - An IAM tool or set of tools will be identified that meets agency security, compliance, affordability, responsiveness, effectiveness, and efficiency requirements. The IAM process will ensure identities are managed and access is controlled for all components of the System, including, but not limited to, the application(s); cloud infrastructure, platforms, and software; servers; network equipment; interfaces; and databases. The IAM process for the System will standardize with the enterprise IAM process.

Out of Scope

- Development of any components of the IAM process already addressed by enterprise efforts.
- Development and integration of any applications or systems into the IAM process other than those involved in administering the RA program.

B. Project Objectives and Business Benefits

Project Objective	Business Benefit
Implementation of enterprise compatible IAM process for the System.	<ul style="list-style-type: none"> ● Greatly reduces risk to confidentiality, integrity, and availability of System and data. ● Resolves long-standing audit issues. ● Provides opportunity for easier integration with identity verification (first and second-party fraud mitigation).
Centrally managed identities for the System.	<ul style="list-style-type: none"> ● Decreases workload across agency for managing access. ● Reduces risk by improving consistency, automation, audit, and control of users and access.
Modernized authentication for the public and other external entities accessing the System.	<ul style="list-style-type: none"> ● Mitigates third-party fraud and helps address insider threats. ● Resolves long-standing audit issues.

Federated IAM platform for the System.	<ul style="list-style-type: none"> Improves long-term compatibility with internal and external systems and organizations.
Capability for alerting on and auditing current and historical identity activity/access within the System.	<ul style="list-style-type: none"> Reduces information security and fraud risk. Improved troubleshooting of access issues. More timely/accurate responses to audits. Lowers risk of audit findings.

C. Critical Success Factors

- A documented enterprise compatible IAM process is identified or created.
- System and enterprise IAM processes are aligned.
- Successful development, testing, and execution of identity management lifecycle and access control changes across application and system.
- Authorization process is automated and digital.
- Tools and automation are implemented without need for ongoing manual workarounds.
- Logging/audit information is accessible in central platform (to be determined).
- Redundant system roles have been removed.
- System owner(s) and other relevant process roles are updated, and an ongoing process is in place to track and update them.
- An authorization record with timestamp exists for all users of the System.
- Stale accounts are appropriately expired.
- All accounts meet DEO password/access control requirements.

D. Key Dates

Key Date	Importance and Relevance to the Project
FY 2020-21 Q3 – FY 2021-22 Q2	Design and implementation of IAM process and tool for claimant access to System.
January 11 – March 11, 2022	2022 Legislative Session
April 1 - April 30, 2022	Requirements gathering for tool selection
May 15 – June 15, 2022	Tentative procurement

E. Major Deliverables

Deliverable ID	Major Deliverable	Deliverable Description
1	IAM process review and documentation	<p>Any Reemployment Assistance-specific or newly developed enterprise workflow documentation as required for the System.</p> <p>Current roles and issues with redundancy and privilege creep should be identified.</p>

Deliverable ID	Major Deliverable	Deliverable Description
2	Integration roadmap	Documented planning and resource management for each stage of the IAM integration/implementation based on System and application access flows (e.g., staff-to-application, staff-to-system, claimant-to-application, support-to-system, and so-on) that will require unique processes, authorization workflows, IAM integrations, etc. Prioritization will be based on resource availability, ease of implementation, and any known external factors otherwise impacting urgency.
3	Roadmap execution	Integration and testing of each access flow.
4	Communication and training	Communication of process documentation and workflows to all stakeholders.
5	Access updates	All existing users of System will be authorized through the new process. This may be completed as part of roadmap execution.

F. Major Milestones

Milestone ID	Major Milestone	Milestone Description
1	Complete IAM process review and documentation	Complete deliverables 1 and 2.
2	Approve integration roadmap	Obtain approval of roadmap from process and implementation stakeholders.
3	Roadmap kickoff	Begin implementation based on roadmap process.
4	Completion of roadmap	Complete implementation.
5	Process execution	May be completed incrementally as part of roadmap.
6	Authorization updated for all users	An authorization record with timestamp exists for all users of the System.

G. Key Stakeholders

Key Stakeholder	Project Interest
Adrienne Johnston	Deputy Secretary, Workforce Services
Ed Wynn	Chief Information Officer
Wendy Castle	Director, Reemployment Assistance
Mark Miller	Project Owner

H. Significant Project Assumptions and Constraints

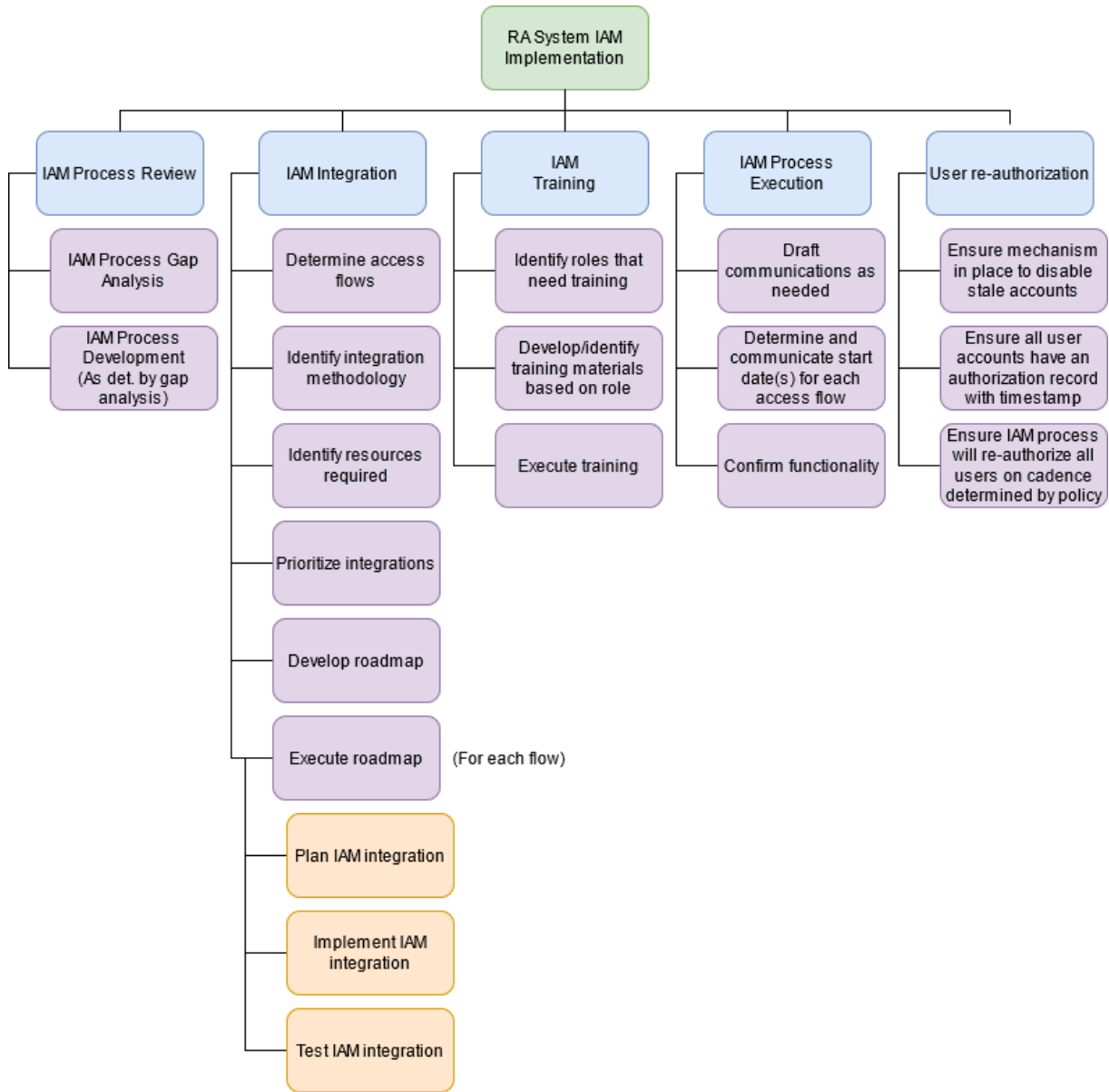
Project Assumptions

1. The identified requirements are correct and complete.
2. The assigned IT resources possess relevant knowledge and skills to complete the identified tasks.
3. Members of the project team will have access to the necessary tools, hardware, and materials necessary to complete the identified tasks.
4. All relevant stakeholders will attend required status meetings. However, there may be instances where some stakeholders are unavailable to attend.
5. The project sponsor will be responsive and prepared to make decisions regarding the project cost and scope.
6. Funding will be available for necessary procurements, if any.
7. Even though the individual access flows have not been identified/assigned resources, it has been determined that the project is achievable within the allotted time with the available resources.
8. The claimant IAM process already developed and implemented will be compatible with any additional solutions implemented as part of this project.

Project Constraints

1. Further planning is needed as part of the roadmap development to refine the scope and work breakdown of this project. It is expected the project will require application, API, and/or database development, and may require System/infrastructure upgrades.
2. Potential procurement of supplementary technologies may be required if not already procured for the purposes of enterprise IAM.

II. Work Breakdown Structure



III. Resource Loaded Project Schedule

The project schedule is highly dependent on the development of the integration roadmap but is expected to be completed within the overall modernization effort timeline. The claimant access (already completed) addresses some of the more complex aspects of the public-facing IAM process and thus is expected to bolster the planned integration(s) involving public-facing access.

Integration Team

The integration team may vary slightly during the project depending on the integration requirements for each access flow, but it will generally consist of resources from IT

Operations and Reemployment Assistance Application Development, in addition to the architects and project manager. For development efforts, the team will follow the Agile development methodology using Scrum. Sprints are 2-weeks each.

SME Team

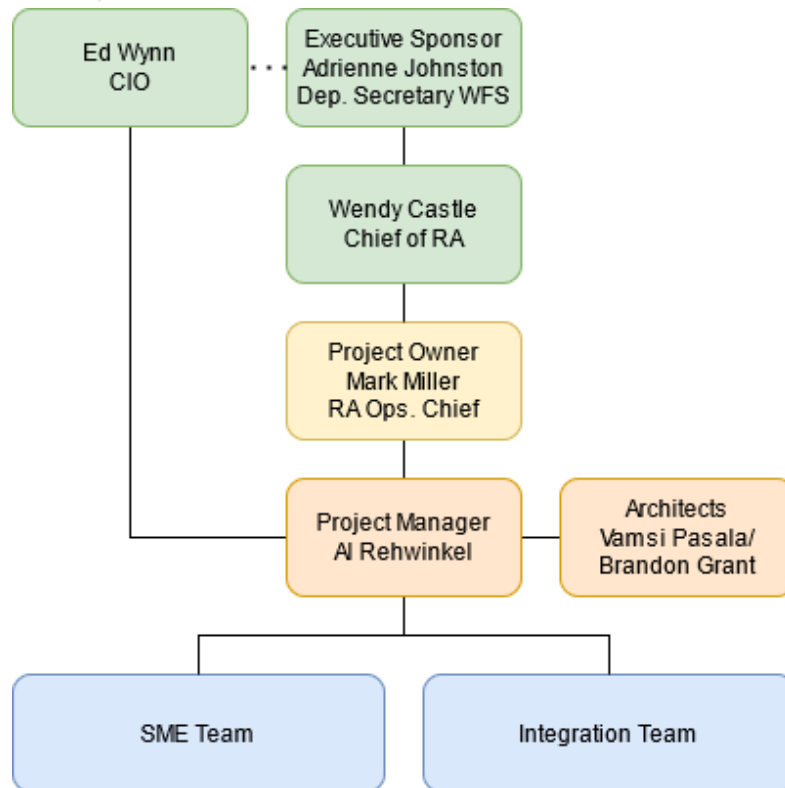
The SME team will consist of resources from Information Security, IT Architecture, and Reemployment Assistance Application Development.

IV. Project Spending Plan

Complete the project spending plan Excel worksheet and include the file as part of the OWP. Explain in this section the details provided in the spending plan.

V. Project Organization and Methodology

A. Project Organizational Chart



B. Project Roles and Responsibilities

Name	Project Role	Responsibility
Adrienne Johnston	Executive Sponsor	<ul style="list-style-type: none"> Provide guidance on overall strategic direction

Name	Project Role	Responsibility
		<ul style="list-style-type: none"> • Advising the Strategic Planning Office and project manager of risks that may impact the project • Facilitate resolution of significant issues in the project • Reviewing and signing off on key milestones
Ed Wynn	CIO	<ul style="list-style-type: none"> • Provide guidance on overall strategic direction • Advising the Strategic Planning Office and project manager of risks that may impact the project • Facilitate resolution of significant issues in the project • Reviewing and signing off on key milestones
Wendy Castle	Chief of RA	<ul style="list-style-type: none"> • Provide guidance on overall strategic direction • Advising the Strategic Planning Office and project manager of risks that may impact the project • Facilitate resolution of significant issues in the project • Reviewing and signing off on key milestones
Mark Miller	Project Owner/Director of Reemployment Assistance Operations	<ul style="list-style-type: none"> • Contributes subject matter expertise • Assists the Project Managers in responding to risks and issues • Assists the Project Manager in evaluating change requests • Reviews deliverables and project documents, identifying any deficiencies • Reviews and approves deliverables • Reviews and approves RFCs
Al Rehwinkel	Project Manager	<ul style="list-style-type: none"> • Manages all aspects of the project and ensure compliance with project plan • Monitors project progress and schedule adherence • Completes all documents related to the project • Identifies and manages risks according to the project plan
Vamsi Pasala/Brandon Grant	Architect and Technical Lead	<ul style="list-style-type: none"> • Responsible for assisting the team in finding solutions to issues elevated to him

Name	Project Role	Responsibility
		<ul style="list-style-type: none"> • Is available to project sponsors for technical questions regarding direction of the project and any dependencies/impacts of other projects • Assists the PM in coordinating additional technical resources/SMEs if necessary, for the team.
SME Team	Subject Matter Expert(s)	<ul style="list-style-type: none"> • Process development tasks • Contributes subject matter expertise • Complete assigned project tasks in accordance with the Project Schedule • Identifies risks and issues to the Project Managers in accordance with the Risk and Issue Management section of this PMP • Assists the Project Managers in responding to risks and issues • Assists the Project Manager in evaluating change requests
Integration Team	Implementors	<ul style="list-style-type: none"> • System/application development and implementation tasks • Contributes subject matter expertise • Complete assigned project tasks in accordance with the Project Schedule • Identifies risks and issues to the Project Managers in accordance with the Risk and Issue Management section of this PMP • Assists the Project Managers in responding to risks and issues • Assists the Project Manager in evaluating change requests
Vendor	Strategic Planning Office (SPO)	<ul style="list-style-type: none"> • Monitors project progress • Facilitates DEO Leadership Team Governance meetings • Provides guidance and support to project manager and project team members

C. Project Management Methodology

DEO will use a project management methodology in compliance with project management standard rule 60GG-1 F.A.C., project requirements and department experience with similar engagements. Predictability, accountability, and flexibility are key elements that must be embraced by the overall project management approach to ensure DEO's satisfaction and project success. Successful project management must include active and visible leadership, multiple controls and checkpoints with measurable

outcomes, and engagement with all stakeholders. DEO believes strong project management is critical throughout the life of any successful project.

For this project, DEO's project management will include the following specific elements, in addition to our standard methodology:

- The project management team will advise leadership on areas of concern and will propose solutions to mitigate risk.
- Vendors will respond to inquiries or requests from DEO within one business day from receipt.
- In the case where additional time is needed for a task, vendors will provide an estimate, which must be approved by the DEO Project Manager.
- At the end of the contract, vendors will provide final copies of all reports in electronic format for archive purposes.
- DEO's project management approach will utilize the technical skills, tools, and techniques needed to succeed, as well as the dedication to accountability, resource commitment, and organizational focus. Project success will be the result of active communication among all individuals, understanding everyone's role in the project, and clear delineation of responsibilities.

DEO believes successful project management hinges on the following:

- Clearly established project goals and requirements
- Ongoing assessment of quality against established standards
- Constant measurement of success against established deliverables and milestones
- Personal presence and commitment of key project leadership
- Proactive identification and communication of risks and issues

VI. *Business Process Organizational Change Management Plan*

This project intends to improve the delivery, execution, security, or convenience of DEO's lines of business through the implementation of modern processes and tools based on industry best practices and frameworks.

The project team aims to maximize communication, engagement, adoption, and performance of these new processes, roles, and responsibilities through a combination of tools, templates, and techniques such as:

- Stakeholder identification and engagement plans
- Process identification and improvement plans
- Educational assessment and training plans
- Change risk assessment
- Change Advocate networks
- Change Management
- Business Relationship Management
- IT Service Management

VII. Project Risk Management Plan

Risk Description/Impact	Probability of Occurrence (high, medium, low)	Risk Tolerance (high, medium, low)	Mitigation Strategy	Assigned Owner
Hurricane impacting the state delays the schedule	Medium	High	Adjust schedule accordingly	PM
Divisional and/or Bureau resistance of new process	Medium	Medium	Involve management and impacted staff throughout engagement to increase adoption rate and ensure a successful transition	PM
Insufficient knowledge transfer of new process	Medium	Medium	Involve impacted staff throughout engagement to increase participation and knowledge of new processes	PM
Identified technical solutions do not address requirements	Low	Medium	Procure necessary solution(s)	SME/ Implementation Teams, Owner
Procurement(s) are outside of available budget.	Low	Medium	Identify alternative solutions, seek additional funding	SME Team, Owner
Resource requirements for execution of roadmap are beyond original expectations.	Medium	Medium	Prioritize highest-risk access flows, adjust schedule, plan additional phases.	PM/SME

VIII. Procurement Planning

DEO originally forecasted procuring a toolset in April 2022 and has updated its anticipated forecast to May 2022, to ensure alignment with business requirements. A tool has been tentatively selected that meets the following guidelines:

- Align with HB 1391 Objectives
 - Digital Transformation
 - Modernize Government
 - Cloud-First Policy
- Support DEO’s Cloud Strategy Plan
 - Govern and enable access in multi-cloud environment

- Secure Digital Identities in WFA environment
- Identity Governance and Data Governance



OPERATIONAL WORK PLAN FOR BUSINESS PROCESS OPTIMIZATION

**FLORIDA DEPARTMENT OF ECONOMIC OPPORTUNITY
DIVISION OF INFORMATION TECHNOLOGY
AND
DIVISION OF WORKFORCE SERVICES**

FISCAL YEAR 2021-2022

QUARTER 4

PREPARED ON 5/2/2022

TABLE OF CONTENTS

SECTION 1 — OVERALL PROJECT PLAN 3

I. PROJECT CHARTER..... 3

A. SCOPE STATEMENT 3

B. PROJECT OBJECTIVES AND BUSINESS BENEFITS..... 4

C. CRITICAL SUCCESS FACTORS..... 4

D. KEY DATES 4

E. MAJOR DELIVERABLES 5

F. MAJOR MILESTONES..... 7

G. KEY STAKEHOLDERS..... 7

H. SIGNIFICANT PROJECT ASSUMPTIONS AND CONSTRAINTS 8

II. WORK BREAKDOWN STRUCTURE 8

III. RESOURCE LOADED PROJECT SCHEDULE 12

IV. PROJECT SPENDING PLAN 12

V. PROJECT ORGANIZATION AND METHODOLOGY 13

VI. PROJECT RISK MANAGEMENT PLAN..... 15

SECTION 1 — OVERALL PROJECT PLAN

I. *Project Charter*

The Business Process Optimization (BPO) project consists of DEO procuring a vendor who specializes in performing assessments with business areas to learn business processes, gathering and documenting requirements, designing process models, and then proposing a design to be used for the Customer Experience/User Experience (CX/UX) portion of the Reemployment Assistance Modernization Program (Program).

The vendor will assist DEO in identifying, assessing, analyzing, and redesigning the Reemployment Assistance business processes and to develop business and technical functional and non-functional requirements which impact the customer experience into a customer-centric business framework to leverage improvements and supporting technologies to deliver world-class customer service. The assessment will include analysis of existing processes and specifications to improve business and technical processes effectiveness and efficiency. This shall include full evaluation of the Reemployment Assistance program, Reemployment Assistance Information Technology program, and partial evaluation of the Reemployment Assistance Tax program which relate to the Reemployment Assistance Claims and Benefits Information System (System). At a minimum, DEO seeks to identify and redesign business processes to deliver:

- Improved user experience to address the specific concerns of users and stakeholders;
- Adaptability in response to changing needs of the customer and DEO;
- Ensured program integrity and reduction of fraud risk;
- Improved services and service delivery;
- Minimized process complexity and service delivery time;
- Improve quality of the services;
- Increased transparency levels;
- Reduced administrative burden and cost; and
- Adoption of best practices from similar environments.

A. **Scope Statement**

In Scope

- Perform working sessions to identify and document As-Is business processes for Core Claims, Continued Claims, Employers/Third Party Administrators (TPA), and Initial Claims;
- Create As-Is reports for Core Claims, Continued Claims, Employers/TPAs, and Initial Claims;
- Create a Final As-Is report;
- Create a detailed assessment report of As-Is business processes and corresponding technical functional and non-functional requirements;
- Perform working sessions to identify and document To-Be business processes and corresponding functional and non-functional requirements for the solution;

- Create an analysis of potential benefits from re-engineered business processes and technical functional and non-functional requirements;
- Create a To-Be report for Core Claims, Continued Claims, Employers/TPAs, and Initial Claims;
- Create a Final To-Be report;
- Create a requirements management plan;
- Create a transition plan; and
- Create an organizational change management report.

Out of Scope

- Software development work

B. Project Objectives and Business Benefits

Project Objective	Business Benefit
Conduct working sessions to identify, document, and analyze current As-Is and To-Be business processes for Core Claims, Continued Claims, Employers/TPAs, and Initial Claims in preparation for the CX/UX project.	Ensuring that business process improvements are documented prior to determining functional system change needs.
Identify, document, and analyze To-Be technical functional and non-functional requirements for Core Claims, Continued Claims, Employers/TPAs, and Initial Claims in preparation for the CX/UX project.	Ensuring that business requirements align with functional and CX/UX requirements before initiating transformation.

C. Critical Success Factors

- DEO personnel are available to attend working sessions;
- DEO personnel assigned to review project deliverables can perform those duties in the schedule time provided.

D. Key Dates

Key Date (anticipated)	Importance and Relevance to the Project
2/17/2022	Kick-off Meeting, Agenda, Presentation, and Minutes due
2/24/2022	Project Management Plan due Staffing Plan due
3/29/2022	Final day to conduct working session for As-Is processes for Core Claims
4/7/2022	Lessons Learned Collection Process due
4/8/2022	As-Is Report for Core Claims due
4/21/2022	Final day to conduct working session for As-Is processes for Continued Claims

Key Date (anticipated)	Importance and Relevance to the Project
4/26/2022	Final day to conduct working session for To-Be processes for Core Claims
5/2/2022	To-Be Processes and Requirements for Core Claims due
5/9/2022	As-Is Report for Continued Claims due To-Be Report for Core Claims due
5/19/2022	Final day to conduct working session for To-Be processes for Continued Claims
5/26/2022	Final day to conduct working session for As-Is processes for Employers/TPAs
5/27/2022	To-Be Processes and Requirements for Continued Claims due
6/3/2022	To-Be Report for Continued Claims due
6/13/2022	As-Is Report for Employers/TPAs due
6/24/2022	Final day to conduct working session for As-Is processes for Initial Claims Final day to conduct working session for To-Be processes for Employers/TPAs
7/11/2022	To-Be Processes and Requirements for Employers/TPAs due
7/18/2022	Final day to conduct working session for all other items As-Is Report for As-Is processes for Initial Claims due
7/25/2022	To-Be Report for Employers/TPAs due
7/26/2022	Final day to conduct working session for To-Be processes for Initial Claims
7/29/2022	To-Be Processes and Requirements for Initial Claims due Final day to conduct working session for To-Be processes for all other items
8/5/2022	As-Is Report for all other items due To-Be Report for Initial Claims due
8/12/2022	Final As-Is Report due As-Is Assessment Report due To-Be Processes and Requirements for all other items due
8/19/2022	To-Be Report for all other items due
8/26/2022	Potential Benefits Analysis due Final To-Be Report due Updated As-Is business process requirements due
8/29/2022	Transition Plan due
9/28/2022	Requirements Management Plan due

E. Major Deliverables

Major Deliverable	Deliverable Description	Deliverable Status
As-Is Working Sessions	Conduct on-site working sessions with subject matter experts, as identified by DEO, to review existing As-Is	As-Is working sessions for Core Claims are completing soon.

Major Deliverable	Deliverable Description	Deliverable Status
	processes and Reemployment Assistance Claims and Benefits Information System artifacts.	
As-Is Report(s)	Submit an As-Is Report for Core Claims, Continued Claims, Employers/TPAs, and Initial Claims in the order listed that includes all business processes and corresponding technical functional and non-functional requirements, the As-Is Business Process Map(s), and findings from a review of Federal and State laws, rules, guidelines, policies, and any other regulations to identify and document unnecessary or lacking procedure(s) not currently being followed in the As-Is business processes or corresponding technical functional and non-functional requirements.	Core Claims As-Is report is due 4/8
Assessment Report	Create an Assessment Report that analyzes and evaluates the As-Is business processes and corresponding technical functional and non-functional requirements	
To-Be Business Processes and Corresponding Technical Functional and Non-Functional Requirements for the Solution	Create and document the To-Be business processes and corresponding technical functional and non-functional requirements required by the Solution for the Incremental CX/UX Mobile-Responsive Software Transformation project.	
To-Be Working Sessions	Conduct on-site working sessions with subject matter experts, as identified by DEO, to discuss and evaluate To-Be.	
Potential Benefit Analysis	Develop and provide DEO with a quantitative analysis of potential benefits from re-engineered business processes and technical functional and non-functional requirements	
To-Be Report(s)	Prioritize, develop, and provide DEO with a To-Be Report for Core Claims, Continued Claims, Employers/TPAs,	

Major Deliverable	Deliverable Description	Deliverable Status
	and Initial Claims, in that order, which details the process gap between the current As-Is and redesigned To-Be business processes specifically for the modules listed above.	
Requirements Management Plan	Update the previously developed As-Is business process requirements with greater details based on the Assessment Report	
Transition Plan	DEO and Contractor must develop a Transition Plan for the orderly, effective transition of data and operations at the termination or expiration of this Contract.	

F. Major Milestones

Major Milestone	Milestone Description
Initiation Phase Complete	All initiation activities completed
Planning Phase Complete	In progress
Execution Phase Complete	In progress
Monitor and Controlling Phase Complete	In progress
Closing Phase Complete	

G. Key Stakeholders

Key Stakeholder	Project Interest
Mark Miller	Project Sponsor / Reviewer
Steve Garrison	Project Manager / Reviewer
Wendy Castle	Program Owner / Reviewer
Ed Wynn	Program Sponsor / Reviewer
Adrienne Johnston	Program Sponsor / Reviewer
Paul Forrester	Program Owner / Reviewer
Lindsay Volpe	Program Accountability
Allyce Moriak	Program Accountability
Nicole Sanislow	Program Manager / Team Lead / Reviewer
Tim Giesecke	Team Lead / Reviewer
Warren Lenfant	Team Lead / Reviewer
Jamie Dattoli	Team Lead / Reviewer
Johnathan Hill	Team Lead / Reviewer
Benigno (Benny) Collazo	Team Lead / Reviewer
Sondra Timpson	Team Lead / Reviewer

H. Significant Project Assumptions and Constraints

Project Assumptions












- The project will have access to the appropriate state management, staff, and related Program stakeholders (internal and external) and other resources as required and as needed without delay.
- The CX/UX procurement for Core Claims is released in May 2022
- The project experiences no delays in schedule.
















Project Constraints











None

II. Work Breakdown Structure

	Status	Percent...	Planne...	Planned start d...	Planned end d...
▼ 19 - Business Process Optimization (BPO)	Green	33.20%	216 Days	2021-12-01	2022-10-03
▼ 19 - BPO - Business Process Optimization Schedule		33.20%	216 Days	2021-12-01	2022-10-03
▼ Initiation		100%	53 Days	2021-12-01	2022-02-14
▶ Procurement		100%	48 Days	2021-12-01	2022-02-04
▶ Risk and Complexity Assessment		100%	0 Days	2022-01-04	2022-01-04
▶ Deliverable: Project Charter		100%	20 Days	2022-01-04	2022-02-01
▶ Project Charter complete	Green	100%	0 Days	2022-02-01	2022-02-01
▶ 2.1.1 KPMG - Project Kickoff Meeting		100%	6 Days	2022-02-07	2022-02-14
▶ Conduct Lessons Learned Meeting		100%	3 Days	2022-02-01	2022-02-04
▶ Initiation Phase complete	Green	100%	0 Days	2022-02-04	2022-02-04
▼ Planning		96.71%	77 Days	2021-12-01	2022-03-21
▶ Deliverable: Project Schedule		100%	9 Days	2022-02-07	2022-02-17
▶ Contract Amendment		100%	21 Days	2022-02-18	2022-03-21
▶ 2.1.2 KPMG - Deliverable: Project Management Plan		100%	25 Days	2022-02-07	2022-03-14
▶ 2.1.3 KPMG - Deliverable: Staffing Plan		100%	25 Days	2022-02-07	2022-03-14
▶ Project Budget - Based on Contract		100%	3 Days	2022-02-07	2022-02-10
▶ Deliverable: Project Spending Plan		33.33%	3 Days	2022-02-07	2022-02-10
▶ Complete the Planning Gate R&C Assessment	Green	100%	4 Hours	2021-12-01	2021-12-01

		Status	Percent...	Planne...	Planned start d...	Planned end d...
	▶ Conduct Lessons Learned Meeting		80%	5 Days	2022-03-14	2022-03-18
	▶ Planning Phase complete	 Yellow	75%	0 Days	2022-03-21	2022-03-21
	▼ Execution		25.53%	150 Days	2022-03-02	2022-09-29
	▼ KPMG Tasks		25.88%	148 Days	2022-03-02	2022-09-28
	▼ Core Claims		99%	48 Days	2022-03-02	2022-05-09
	▶ 2.2.B.ii - Conduct As-Is Working Sessions for Core Claims	 Green	100%	20 Days	2022-03-02	2022-03-29
	▶ 2.2.B.v - Core Claims As-Is Report Completion	 Green	100%	0 Days	2022-04-08	2022-04-08
	▶ 2.4 - Core Claims To Be Business Processes and Corres Tech Func & Non-Fun...	 Green	75%	0 Days	2022-05-02	2022-05-02
	▶ 2.5.B.ii - Core Claims To-Be Working Sessions	Green	100%	20 Days	2022-03-30	2022-04-26
	▶ 2.5.B.iv - Core Claims To Be Reports Due	 Green	50%	0 Days	2022-05-09	2022-05-09
	▼ Continued Claims		62.5%	49 Days	2022-03-25	2022-06-03
	▶ 2.2.B.ii - Conduct As-Is Working Sessions for Continued Claims	 Green	100%	20 Days	2022-03-25	2022-04-21
	▶ 2.2.B.v - Continued Claims As-Is Report Completion	 Green	0%	0 Days	2022-05-09	2022-05-09
	▶ 2.4 - Continued Claims To Be Business Processes and Corres Tech Func & No...	 Green	25%	0 Days	2022-05-27	2022-05-27
	▶ 2.5.B.ii - Conduct Continued Claims To-Be Working Sessions	Green	25%	20 Days	2022-04-22	2022-05-19
	▶ 2.5.B.iv - Continued Claims To Be Reports Due	 Green	25%	0 Days	2022-06-03	2022-06-03

		Status	Percent...	Planne...	Planned start d...	Planned end d...
▼	Employer/TPAs		0%	60 Days	2022-04-29	2022-07-25
▶	2.2.B.ii - Conduct As-Is Working Sessions for Employers/TPAs	 Green	0%	20 Days	2022-04-29	2022-05-26
▶	2.2.B.v - Employers/TPAs As-Is Report Completion	 Green	0%	0 Days	2022-06-13	2022-06-13
▶	2.4 - Employers/TPAs To Be Business Processes and Corres Tech Func & Non...	 Green	0%	0 Days	2022-07-11	2022-07-11
▶	2.5.B.ii - Conduct Employers/TPAs To-Be Working Sessions	Green	0%	20 Days	2022-05-27	2022-06-24
▶	2.5.B.iv - Employers/TPAs To Be Reports Due	 Green	0%	0 Days	2022-07-25	2022-07-25
▼	Initial Claims		0%	49 Days	2022-05-27	2022-08-05
▶	2.2.B.ii - Conduct As-Is Working Sessions for Initial Claims	 Green	0%	20 Days	2022-05-27	2022-06-24
▶	2.2.B.v - Initial Claims As-Is Report Completion	 Green	0%	0 Days	2022-07-18	2022-07-18
▶	2.4 - Initial Claims To Be Business Processes and Corres Tech Func & Non-Fu...	 Green	0%	0 Days	2022-07-29	2022-07-29
▶	2.5.B.ii - Conduct Initial Claims To-Be Working Sessions	 Green	0%	20 Days	2022-06-27	2022-07-22
▶	2.5.B.iv - Initial Claims To Be Reports Due	 Green	0%	0 Days	2022-08-05	2022-08-05
▼	Other Populations		0%	64 Days	2022-06-20	2022-09-16
▶	2.2.B.ii - Conduct As-Is Working Sessions for All Other Populations	 Green	0%	20 Days	2022-06-20	2022-07-15
▶	2.2.B.v - All Other Populations As-Is Report Completed	 Green	0%	0 Days	2022-08-05	2022-08-05
▶	2.4 - All Other Populations To Be Business Processes and Corres Tech Func ...	 Green	0%	0 Days	2022-08-12	2022-08-12
▶	2.5.B.ii - Conduct All Other Populations To Be Working Sessions	 Green	0%	20 Days	2022-08-19	2022-09-16
▶	2.5.B.iv - All Other Populations To Be Reports Due	 Green	0%	0 Days	2022-09-16	2022-09-16

		Status	Percent...	Planne...	Planned start d...	Planned end d...
	▼ Reports, Plans & Assessments		0%	32 Days	2022-08-12	2022-09-28
	▶ 2.2.B.vi. - Final As-Is Report	 Green	0%	0 Days	2022-08-12	2022-08-12
	▶ 2.3 - Assessment Report	 Green	0%	0 Days	2022-08-12	2022-08-12
	▶ 2.5.B.iii - Potential Benefit Analysis	 Green	0%	0 Days	2022-08-26	2022-08-26
	▶ 2.5.B.v - Final To Be Reports Due	 Green	0%	0 Days	2022-08-26	2022-08-26
	▶ 2.5.B.vi - Update Previously Developed as-Is Business Process Req's	 Green	0%	0 Days	2022-08-26	2022-08-26
	▶ 2.6.C - Requirements Mgmt Plan Due	 Green	0%	0 Days	2022-09-28	2022-09-28
	▶ 2.7.C - Transition Plan Due	 Green	0%	0 Days	2022-08-29	2022-08-29
	▶ Organizational Change Management Report	 Green	0%	0 Days	2022-09-28	2022-09-28
	▶ "How To Guide" and "Train the Trainer" OCM Sessions	 Green	0%	0 Days	2022-09-28	2022-09-28
	▼ Conduct Lessons Learned Meeting		0%	2 Days	2022-09-28	2022-09-29
	▶ Schedule Lessons Learned meeting	Green	0%	1 Days	2022-09-28	2022-09-28
	▶ Conduct Lessons Learned meeting	Green	0%	0 Days	2022-09-29	2022-09-29
	▶ Record Lessons Learned	Green	0%	1 Day	2022-09-29	2022-09-29
	▶ Execution Phase complete	Green	0%	0 Days	2022-09-30	2022-09-30

	Status	Percent...	Planne...	Planned start d...	Planned end d...
▼ Monitoring and Controlling		24.99%	216 Days	2021-12-01	2022-10-03
▸ Manage Project Schedule	Green	25%	160 Days	2022-02-18	2022-10-03
▸ Manage Project Costs	Green	25%	160 Days	2022-02-10	2022-09-23
▸ Manage Project Scope	Green	25%	160 Days	2022-02-18	2022-10-03
▸ Manage Project Risks	Green	25%	216 Days	2021-12-01	2022-10-03
▸ Manage Project Issues	Green	25%	216 Days	2021-12-01	2022-10-03
▸ Manage Decisions	Green	25%	216 Days	2021-12-01	2022-10-03
▸ Manage Action Items	Green	25%	216 Days	2021-12-01	2022-10-03
▸ Manage Cybersecurity	Green	25%	216 Days	2021-12-01	2022-10-03
▸ Update RTM	Green	25%	216 Days	2021-12-01	2022-10-03
▸ Record Lessons Learned	Green	25%	216 Days	2021-12-01	2022-10-03
▸ Prepare Regularly scheduled Status Reports	Green	25%	216 Days	2021-12-01	2022-10-03
▸ Conduct Regularly scheduled Status Meetings	Green	25%	216 Days	2021-12-01	2022-10-03
▼ Conduct Lessons Learned Meeting		0%	1 Day	2022-09-28	2022-09-28
▸ Schedule Lessons Learned meeting	Green	0%	1 Days	2022-09-28	2022-09-28
▸ Conduct Lessons Learned meeting	Green	0%	1 Days	2022-09-28	2022-09-28
▸ Record Lessons Learned	Green	0%	1 Days	2022-09-28	2022-09-28
▸ Monitoring and Controlling Phase Complete	Green	0%	0 Days	2022-09-29	2022-09-29
▼ Project Closeout		0%	3 Days ...	2022-09-28	2022-10-03
▸ Schedule Project Closeout Meeting	Green	0%	1 Day	2022-09-28	2022-09-28
▸ Deliverable: Project Closeout Report		0%	1 Day ...	2022-09-29	2022-09-30
▸ Project Closeout Report complete	Green	0%	0 Days	2022-09-30	2022-09-30
▸ Conduct Knowledge Transfer	Green	0%	4 Hours	2022-09-30	2022-09-30
▸ Conduct Project Closeout meeting	Green	0%	0 Days	2022-09-30	2022-09-30
▸ Conduct Lessons Learned Meeting		0%	1 Day ...	2022-09-30	2022-10-03
▸ Closeout Phase complete	Green	0%	0 Days	2022-10-03	2022-10-03

III. *Resource Loaded Project Schedule*

This project is currently in the Planning Phase. A resource loaded project schedule will be included in the OWP in the next quarterly report

IV. *Project Spending Plan*

This project is fixed priced based on identified deliverable based invoice events. A spend plan will be completed at the conclusion of the planning phase.

V. Project Organization and Methodology
Project Organizational Chart

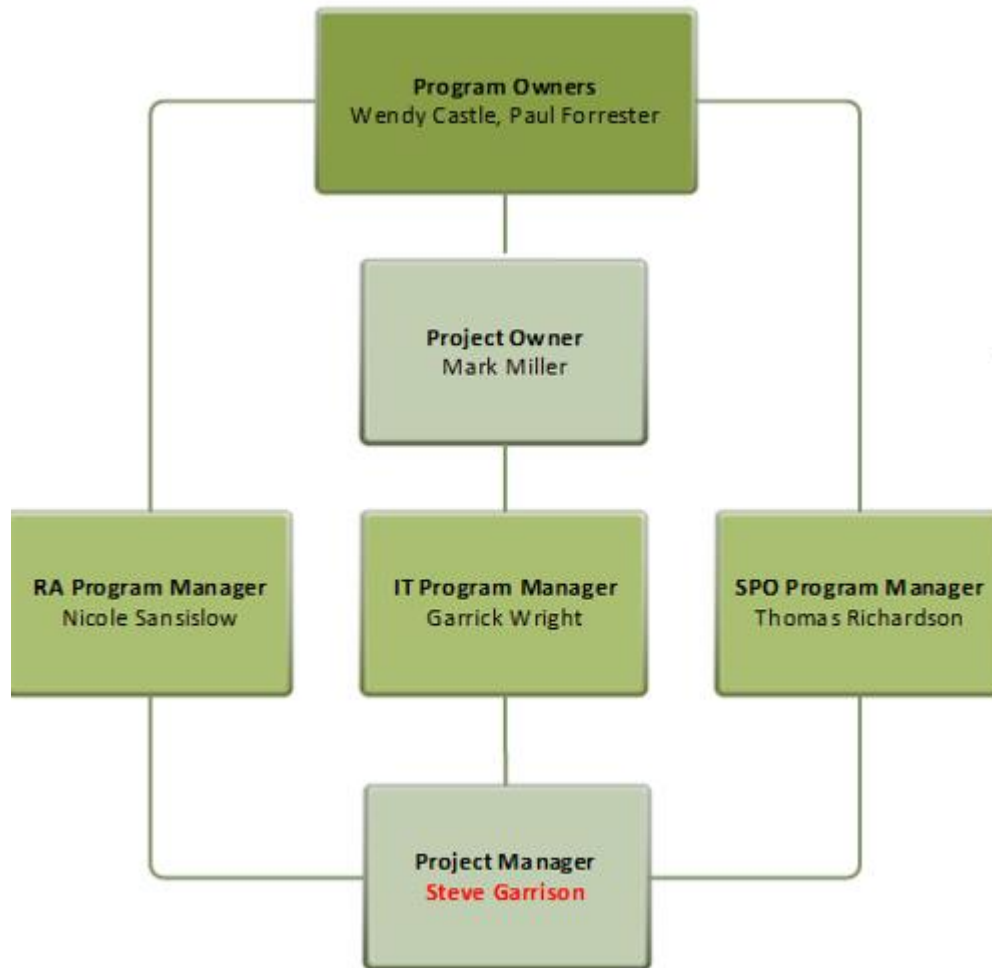


Figure 1: Project Organization Chart

Project Management Methodology

DEO will use a project management methodology in compliance with project management standard rule 60GG-2 F.A.C., project requirements and department experience with similar engagements. Predictability, accountability, and flexibility are key elements that must be embraced by the overall project management approach to ensure DEO’s satisfaction and project success. Successful project management must include active and visible leadership, multiple controls and checkpoints with measurable outcomes, and engagement with all stakeholders. DEO believes strong project management is critical throughout the life of any successful project.

For this project, DEO's project management will include the following specific elements, in addition to our standard methodology:

- The project management team will advise leadership on areas of concern and will propose solutions to mitigate risk.
- Vendors will respond to inquiries or requests from DEO within one business day from receipt.
- In the case where additional time is needed for a task, vendors will provide an estimate, which must be approved by the DEO Project Manager.
- At the end of the contract, vendors will provide final copies of all reports in electronic format for archive purposes.

DEO's project management approach will utilize the technical skills, tools, and techniques needed to succeed, as well as the dedication to accountability, resource commitment, and organizational focus. Project success will be the result of active communication among all individuals, understanding everyone's role in the project, and clear delineation of responsibilities.

DEO believes successful project management hinges on the following:

- Clearly established project goals and requirements
- Ongoing assessment of quality against established standards
- Constant measurement of success against established deliverables and milestones
- Personal presence and commitment of key project leadership
- Proactive identification and communication of risks and issues

Weekly Status Reporting

Vendors will be required to submit status reports throughout the project at several levels. The primary source of status information is the weekly written status report, which will communicate at minimum, the following information.

- **Project Status.** This section depicts the project status at a summary level using a red/yellow/green method supported by two to three essential questions that are answered to determine summary status. The red/yellow/green method is not meant to be a grading system but instead it is a way to easily identify the areas of the project that need the most attention in order to make the project successful.
- **Overview of Project Progress.** This section describes significant accomplishments achieved in the reporting period.
- **Overall Status.** This section provides a high-level overview of whether the project is on schedule, on budget, and on scope. A yellow or red status should be explained here in detail.
- **Project Milestones, Deliverables, and Latest Tasks.** This section contains the major deliverables of the project, their planned and actual completion dates, and their status.
- **Risks, Action Items, Issues, and Decisions.** This section will link to the project risk, action item, issue, and decision tracking tool. The project tracking tool contains all items tracked during the project.

Project Tracking

This section describes the “RAID” methodology for tracking risks, action items, issues, and decisions. DEO will follow a centralized approach that minimizes miscommunication or misinformation among project stakeholders. The Department will diligently maintain a project tracking log for each project, and a master log for the System Modernization project overall, a Microsoft Excel workbook with multiple tabs intended to capture the details and the latest attributes of items tracked by Project Managers.

VI. *Project Risk Management Plan*

Risk & Complexity Assessment

The Risk & Complexity Assessment will be completed at the end of every Phase in the Project lifecycle. The Project Manager is responsible to complete this assessment with the assistance of project team members.

Risk & Complexity Assessments	Category
Pre-Charter Risk & Complexity Category	3
Initiation Gate Risk & Complexity Category	2
Planning Gate Risk & Complexity Category	2
Event Driven Risk & Complexity Category	

Project Risk Management

This project will follow the risk management processes outlined in the RA Modernization Program Risk Management Plan.

The master copy of this document is available in the [RA Modernization Program Library](#) in the Central Repository.

The risk management process helps the project team anticipate and respond to emerging risks throughout the duration of the project. The risk management process occurs throughout all phases of the project, from planning through execution and closeout. Project risks are logged and tracked in the Project Log Workbook (RAID Logs).

Figure 2 below illustrates the major activities associated with the key risk management process.

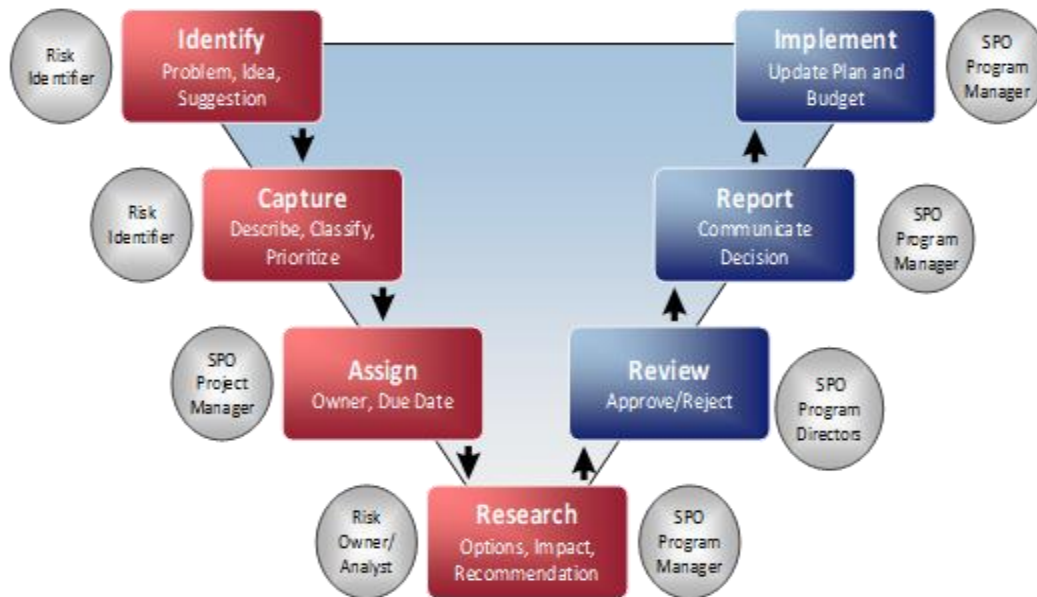


Figure 2: RA Modernization Program Risk Management Process

Action Items

Action items are unplanned tasks that occur during a project that are too small to be added to the schedule. These items must be within the scope of the project and are often tasks that support scheduled tasks, issue resolution, risk management, or some other aspect of the project. The action item log is created and maintained as part of the project tracking log.

Action items will be managed in the following manner:

- During status meetings, any stakeholder can raise an action item for discussion.
- The Project team will discuss the action item and determine if it warrants being monitored in the action item log.
- The project manager will enter the item in the log.
- The team will set the priority for the action item (high/medium/low), assign an action item owner, and set a planned completion date.
- At each subsequent status meeting, the action item(s) will be reviewed until they can be closed.

Issue Management

This project will follow the issue management processes outlined in the RA Modernization Program Issue Management Plan.

The master copy of this document is available in the [RA Modernization Program Library](#) in the Central Repository.

An issue is an immediate problem that needs resolution. Acknowledging and addressing issues quickly ensures that they do not impact the scope of the project. Project issues are logged and tracked in the Project Log Workbook (RAID Logs).

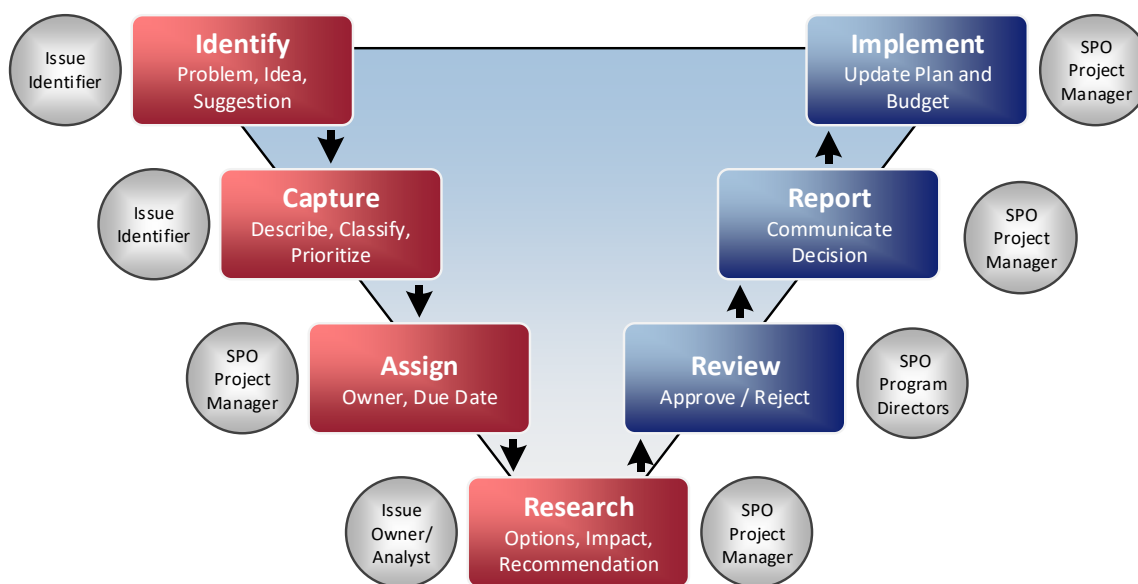


Figure 3: RA Modernization Program Issue Management Process

Decisions

Decisions are leadership answers to questions that arise during the project. The decision log is created and maintained as part of the project tracking log.

Decisions will be managed in the following manner:

- During status meetings, any stakeholder can raise a question that requires a decision.
- If the team determines a decision needs to be made, the project manager will enter it in the decision log.
- The team will discuss the impact to the project, assign a decision maker, and set a date for when the decision is needed.
- At each subsequent status meeting, the decision item(s) will be reviewed until they can be closed.

Change Management

This project will follow the change processes outlined in the RA Modernization Program Change Management Plan.

The master copy of this document is available in the [RA Modernization Program Library](#) in the Central Repository.

The *RA Modernization Change Management Plan*, defines the approach and provides the processes for initiating, defining, researching, evaluating, reviewing, prioritizing, managing cost, approving or rejecting the change requests (CRs), and communicating the status of the change that may affect the success of the BPO project.

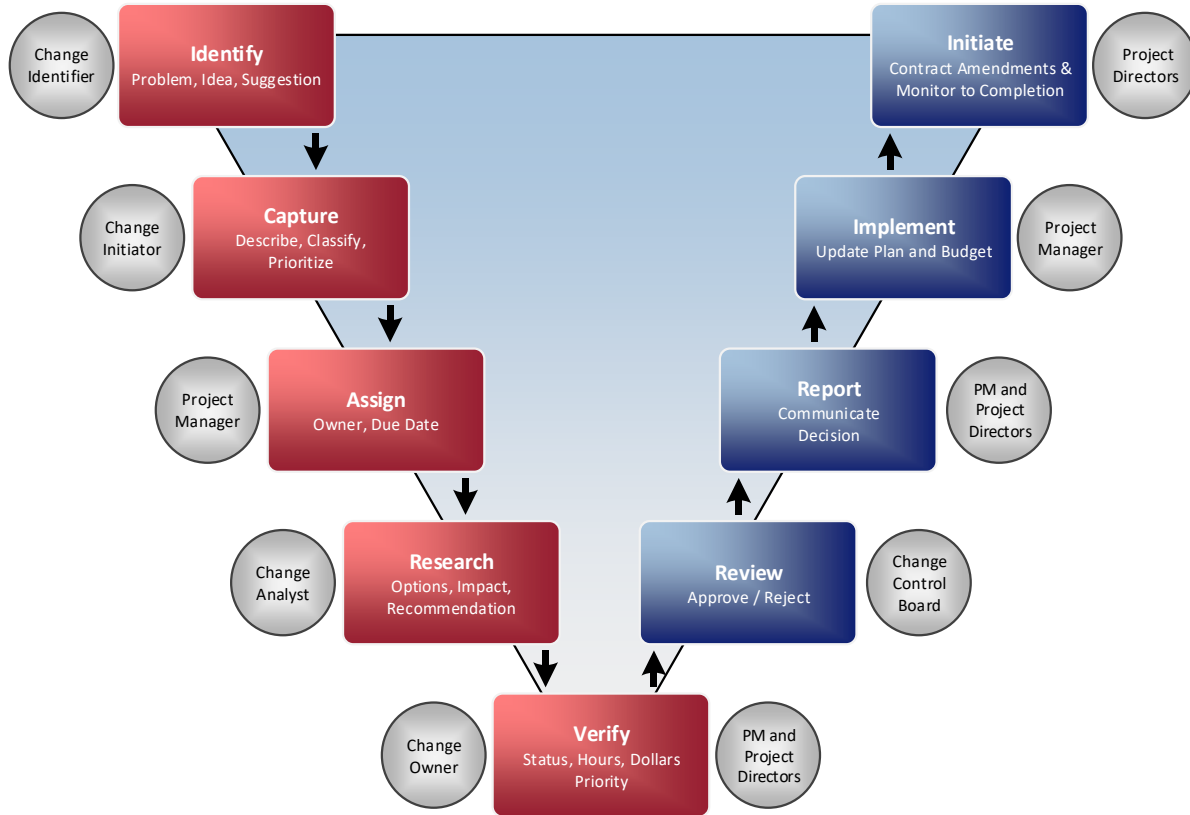


Figure 4:RA Modernization Program Change Management Process

Schedule Management

The project schedule for this project will be stored in the Central Repository 19 – BPO – Business Process Optimization Project Deliverables folder.

Schedule Maintenance

The project schedule maintenance is an on-going activity that tracks the work performed, the timeframes for when the work has been or will be completed and progress against the baseline work estimates and timelines. To effectively track the program progress, the project schedule is kept current, and reflects all work that needs to be performed, in accordance with the RA Modernization Program Schedule Management Plan.

If a change to the project schedule or scope is needed, the Project Manager may pursue a change request as described in the [RA Modernization Change Management Plan](#).

Cost Management

The tables below will be completed and used to define and track project costs during the Business Process Optimization Project.

Cost Management Plan				
Category	Description	Frequency	Deliverable	Cost

Column	Definition
Category	Type of expense
Description	Description of expense
Frequency	Describe whether the expense is annual or recurring or a one-time expense
Deliverable	List the deliverable associated with the expense
Cost	List the total expense in dollars, e.g., \$0.00

PO	Recurring	Start Date	End Date	Vendor	Contract #	UCMNT - Description	21-22 Spend UCMNT												22-23 Spend UCMNT		2-Year Cost	
							July	August	September	October	November	December	January	February	March	April	May	June	SFY 21/22 Oblig	SFY 22/23 Oblig		
B963FA	Y	7/1/2021	6/30/2022	Insight Public Sector		Alteryx	41,444.88												41,444.88	41,444.88	82,889.76	
B8CFB3	Y	2/26/2021	6/30/2022	Insight Public Sector		ALTERYX 3 additional Designer Licenses (renewal)											5,693.16		5,693.16	5,693.16	11,386.32	
B87002	Y	1/1/2021	12/31/2021	Neustar		Annual Renewal of GeoPoint Software (FIRRE); Emergency Purchase (Year 1 of 2)													-	114,000.00	114,000.00	
B94500	Y	7/1/2021	6/30/2022	SHI	C3081	Azure Cloud Services - Commercial Cloud (just the RA portion) The funding of this will be moved to Gov Cloud				62,820.53							75,000.00	75,000.00	212,820.53	900,000.00	1,112,820.53	
B94534	Y	10/1/2021	6/30/2022	SHI	C3082	Azure Cloud Services - Government Cloud											75,000.00	100,000.00	175,000.00	420,000.00	595,000.00	
B8E635	Y	4/16/2021	4/16/2022	SHI		Box.Com Enterprise licenses													-	210,646.00	210,646.00	
B85D5E	Y	12/16/2020	7/19/2022	SHI		CA Automic Licensing (UC4) for DR (renewal)											72,401.00		72,401.00	72,401.00	144,802.00	
B93501	Y	7/1/2021	6/30/2022	Centurylink		eFax/Cloud Service in support of CONNECT													-	114,000.00	114,000.00	
B901AD	U	7/12/2021	3/30/2022	DLT Solutions	C3055	Extended Support for Oracle Database (CONNECT)			21,716.36										21,716.36	21,716.36	43,432.72	
B8D581	Y	3/29/2021	3/30/2022	Fairfax Data Systems		IBM Cloud Pak in support of CONNECT (subscription)													-	357,846.72	357,846.72	
B86685	Y	1/1/2021	6/30/2022	DISYS	C2957	IT Staff Augmentation																
B9128C	Y	7/1/2021	6/30/2022	Tal Search Group	C3021	IT Staff Augmentation		15,960.00	(15,162.00)	15,200.00												
B857CA	Y	12/14/2020	6/30/2022	Digital Intelligence Systems	C2933	IT Staff Augmentation																
B9221A	Y	7/1/2021	6/30/2022	Vcarve	C3024	IT Staff Augmentation			24,768.00	12,528.00												
B84B25	Y	12/1/2020	6/30/2022	TekBank Consultants	C2930	IT Staff Augmentation																
B893AE	Y	12/1/2020	6/30/2022	SCONY	C2927	IT Staff Augmentation																
B9C0F2	Y	8/30/2021	6/30/2022	Gejits Infotech Inc.	C3128	IT Staff Augmentation																
B8668F	Y	1/1/2021	6/30/2022	Vitaver & Associates	C2958	IT Staff Augmentation																
B91400	Y	7/1/2021	6/30/2022	Vcarve	C3023	IT Staff Augmentation		12,096.00	12,672.00	12,096.00	11,340.00	11,232.00	9,540.00									
B9B033	Y	8/16/2021	6/30/2022	SGS Technologies	C3129	IT Staff Augmentation																
B9D290	Y	9/27/2021	6/30/2022	Gejits Infotech Inc.	C3179	IT Staff Augmentation																
B91B4D	Y	7/1/2021	6/30/2022	Kyra Solutions	C3025	IT Staff Augmentation		15,120.00		30,960.00			28,800.00	15,120.00								
B90CAC	Y	7/1/2021	6/30/2022	Creative Consulting	C3018	IT Staff Augmentation		12,600.00	13,200.00	13,200.00	12,600.00	11,400.00	11,400.00									
B91629	Y	7/1/2021	6/30/2022	Strategic IT Alignment	C3019	IT Staff Augmentation			8,100.00	14,940.00	18,270.00											
B871DC	Y	1/6/2021	6/30/2022	SGS Technologies	C2934	IT Staff Augmentation																
BAC3E0	Y	3/29/2022	6/30/2022	RamcoTek Consulting LLC	C3283	IT Staff Augmentation																
B8485E	Y	12/1/2020	6/30/2022	IPCS	C2931	IT Staff Augmentation																
BA3092	Y	12/3/2021	12/2/2022	Inquest LLC	C3211	JoeSandbox License and Support (Sandbox for Metadefender)																
BA242B	Y	1/1/2022	12/31/2023	Insight Public Sector		License Renewal for Experian QAS (CONNECT) plus QAS for Pega (Emergency)																
BA274B	Y	12/9/2021	12/8/2022	SHI		Metadefender Licenses and Support																
B912A4	N	4/30/2021	6/30/2022	Immix Technologies	C3050	Pega Consulting Hours (monthly estimate)																
BA6C52	N	4/30/2021	6/30/2022	Immix Technologies		Pega Services																
BA4DB3	Y	1/1/2022	12/31/2023	Immix Technologies		Pega Licenses																
BA30BE	N	12/2/2021	6/30/2022	Dell		PowerEdge R440 Server (for Sandbox for Metadefender)																
BA2C4E	Y	12/16/2021	12/15/2022	Presidio		Red Hat Linux Server Software Subscription for DR 1YR																
B93785	Y	6/1/2021	5/31/2022	SHI	C3076	SHI - Microsoft Dynamics Fraud Protection																
BA09EC	Y	10/25/2021	10/24/2022	Presidio		Smartnet 5-Year Flex Plan (just the RA-IT portion)																
B96B51	Y	7/1/2021	6/30/2022	OpenText, Inc.		Software Licenses for HP ExStream in support of CONNECT (Emergency Purchase)	113,157.84															
B9F16D	Y	12/25/2021	6/30/2022	OpenText, Inc.		Support Renewal for HP ExStream Software (CONNECT) (app dev team)																
B8EE53	Y	6/1/2021	5/31/2022	SHI		TOAD Licenses and Maintenance for CONNECT																
B931D4	U	7/12/2021	6/30/2022	World Wide Technologies		Uipath Licensing (BOTS)			1,435,202.75													
Monthly Grand Totals							154,602.72	55,776.00	1,500,497.11	161,744.53	42,210.00	391,531.34	340,585.99	-	704,338.33	433,141.40	964,603.82	922,183.57	5,671,214.81	12,416,172.46	18,087,387.27	
									2,306,361.70				1,044,924.32		2,319,928.79				5,671,214.81	12,416,172.46	18,087,387.27	
									Q1 & Q2				Q3		Q4							

Back of Bill

	Category	
RA Modernization	100270	Grant
Maint & Ops	19,320,000	UCMNT
Modernization	15,510,000	UCMOD
IV&V	1,170,000	UCIVV
	36,000,000	

2202A SPECIAL CATEGORIES

REEMPLOYMENT ASSISTANCE SYSTEM MODERNIZATION
FROM GENERAL REVENUE FUND 36,000,000

From the funds in Specific Appropriation 2202A, \$36,000,000 in nonrecurring funds from the General Revenue Fund is provided for the modernization of the reemployment assistance system that complies with section 282.206, Florida Statutes. Of these funds, \$19,320,000 is provided for increased maintenance and operations of the system, \$15,510,000 is provided for system modernization, and \$1,170,000 is provided to competitively procure a private sector provider with experience in conducting independent verification and validation (IV&V) services of public sector information technology projects to provide IV&V services for all department and vendor staff working to modernize and maintain the system. From these funds, \$31,170,000 shall be held in reserve, and \$4,830,000 is released to the department for ongoing maintenance and operations. The department is authorized to submit quarterly budget amendments requesting release of these funds pursuant to the provisions of chapter 216, Florida Statutes, and based on the department's planned quarterly expenditures. Release is contingent upon the procurement of the IV&V vendor and the approval of a detailed operational work plan and monthly spend plan that identifies all work activities and costs budgeted for Fiscal Year 2021-2022.

Quarterly IV&V reports shall include technical reviews of project deliverables submitted or accepted within the reporting period and assessments of the department's project management and governance. The IV&V contract shall require that all deliverables be simultaneously submitted to the executive director of the department, the Executive Office of the Governor's Office of Policy and Budget, the chair of the Senate Appropriations Committee, the chair of the House Appropriations Committee, and the Florida Digital Service. The contracted provider shall be made readily available to provide all project related data to the Florida Digital Service in support of their project oversight responsibilities pursuant to section 282.0051, Florida Statutes. The department shall provide monthly project status reports to the Executive Office of the Governor's Office of Policy and Budget, the chair of the Senate Appropriations Committee, the chair of the House Appropriations Committee, and the Florida Digital Service. Each status report must include ongoing system maintenance activities and progress made to date for each project milestone, deliverable, and task order, planned and actual completion dates, planned and actual costs incurred, and any current project issues and risks.

RA Modernization - Back of Bill

Modernization **56,400,000**

TOTAL Modernization
71,910,000

Back of the Bill

Federal Coronavirus State Fiscal Recovery Fund

REEMPLOYMENT ASSISTANCE SYSTEM MODERNIZATION

The nonrecurring sum of \$56,400,000 from the General Revenue Fund is appropriated to the Department of Economic Opportunity for the modernization of the Reemployment Assistance system that complies with section 282.206, Florida Statutes. **These funds shall be held in reserve. Release of these funds is contingent upon the full release of funds provided for system modernization in Specific Appropriation 2202A.** The department is authorized to submit quarterly budget amendments requesting release of these funds pursuant to the provisions of chapter 216, Florida Statutes, and based on the department's planned quarterly expenditures. Release is contingent upon the approval of a detailed operational work plan and monthly spend plan that identifies all work activities and costs budgeted for Fiscal Year 2021-2022.